

BackBeat 500 SERIES

User Guide

Contents

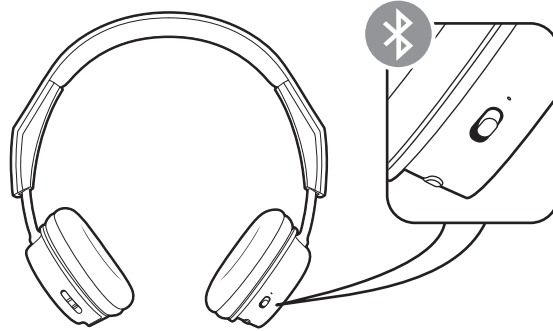
Pair	3
Get Paired	3
Pair second device	3
Pair to Mac	3
Charge and fit	4
Charge	4
The basics	5
Headset overview	5
Power on/off	5
Play/pause music	5
Track selection	5
Activate voice assistant	5
Make/Take/End Calls	5
Mute	6
Find your headset	6
Support	7

Pair

Get Paired

The first time you power on your headphones, the pairing process begins.

- 1 Slide the power switch on. You hear "pairing" and the LEDs flash red and blue.



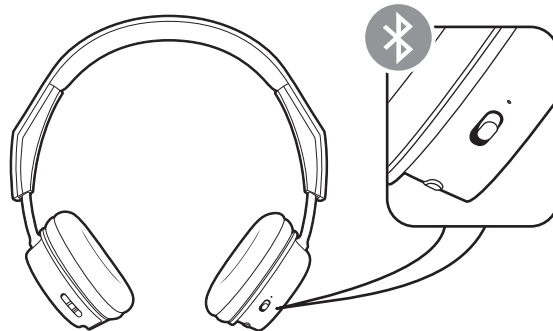
- 2 Activate **Bluetooth®** on your phone and set it to search for new devices.
 - **iPhone Settings > Bluetooth > On***
 - **Android Settings > Bluetooth: On > Scan for devices***

NOTE *Menus may vary by device.

- 3 Select "PLT BB500 Series."
If necessary, enter four zeros (0000) for the passcode or accept the connection.
Once successfully paired, you hear "pairing successful" and the LEDs stop flashing.

Pair second device

- 1 Slide and hold the power button towards the Bluetooth icon until the LEDs flash red and blue.



- 2 Select "PLT BB500 Series" in your device's Bluetooth Settings.

Pair to Mac


If your Mac is Bluetooth enabled, you can pair your headset to it.

- 1 Place your headset in pair mode (slide and hold the power button towards the Bluetooth icon). You will hear "pairing" and the LEDs will flash red and blue.
- 2 On your Mac, choose **Apple menu > System Preferences > Bluetooth**.
- 3 Click **Set Up New Device** or "+", select "PLT BB500 series stereo" and follow the onscreen instructions.

Charge and fit

Charge

It takes up to 2.5 hours to fully charge your headphones. The LEDs turn off once charging is complete.

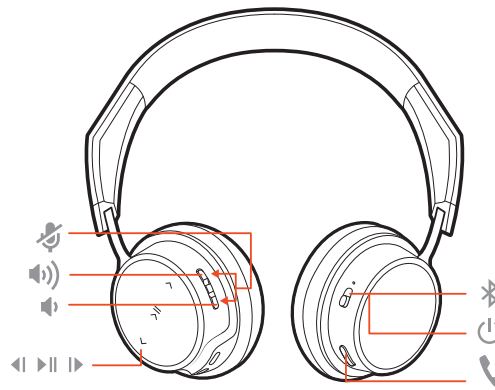











TIP To check the headphones battery status, tap the Call button while wearing your headphones. Headphones must be in idle state.

Your headphones have up to 18 hours of listening time.

The basics








Headset overview




	Mute/unmute
	Volume up
	Volume down
	Play/pause music
	Track forward
	Track backward
	Bluetooth pair button
	Power on/off
	Call button

Be safe

Please read the safety guide for important safety, charging, battery and regulatory information before using your new headset.

Power on/off	Slide the switch  to power on or off.
Play/pause music	Tap the Play/pause  button.
Track selection	Tap the Forward  button or Back  button to control the track selection.
Activate voice assistant	If your smartphone has a voice-enabled assistant, press and hold the Call  button for 2 seconds and wait for the phone prompt.
Make/Take/End Calls	Answer or end a call Tap the Call  button. Decline a call Press and hold the Call  button for 2 seconds.

Call back last call (smartphone)

To dial your last number you dialed, double-tap the Call  button.

Mute During a call, press the volume up and down buttons. You hear "mute on/off."

Find your headset Most headsets are found under car seats, in pockets or on a messy desk. For less obvious locations, locate your headset by sending a tone to find it.

- 1 Download the Plantronics Hub app for iOS and Android by visiting plantronics.com/software.
- 2 Locate your lost headset by using Find MyHeadset within the Plantronics Hub app.

Support

EN 0800 410014	FI 0800 117095	NO 80011336
AR +44 (0)1793 842443*	FR 0800 945770	PL +44 (0)1793 842443*
CS +44 (0)1793 842443*	GA 1800 551 896	PT 800 84 45 17
DA 80 88 46 10	HE +44 (0)1793 842443*	RO +44 (0)1793 842443*
DE Deutschland 0800 9323 400 Österreich 0800 242 500 Schweiz 0800 932 340	HU +44 (0)1793 842443*	RU 8-800-100-64-14 +44 (0)1793 842443*
EL +44 (0)1793 842443*	IT 800 950934	SV 0200 21 46 81
ES 900 803 666	NL NL 0800 7526876 BE 0800 39202 LUX 800 24870	TR +44 (0)1793 842443*

**Support in English*

For warranty details, go to plantronics.com/warranty.

NEED MORE HELP?

plantronics.com/support

plantronics®

Simply Smarter Communications™

Plantronics, Inc.

345 Encinal Street
Santa Cruz, CA 95060
United States

Plantronics B.V.

Scorpius 171
2132 LR Hoofddorp
Netherlands

© 2017 Plantronics, Inc. BackBeat and Plantronics are trademarks of Plantronics, Inc. registered in the US and other countries, and Plantronics Hub is a trademark of Plantronics, Inc. Bluetooth is a registered trademark of Bluetooth SIG, Inc. and any use by Plantronics, Inc. is under license. All other trademarks are the property of their respective owners.

Patents pending.

208780-06 (03.17)