

Polycom® UC Software 5.7.3

Applies to Polycom® VVX® Business Media Phones and Polycom® SoundStructure® VoIP Interface Phones

Contents

What's New.....	2
Security Updates.....	3
Install	3
Version History	6
Language Support	9
Resolved Issues.....	10
Known Issues.....	13
Updates to Previous Software Releases	15
Get Help.....	51
Copyright and Trademark Information	52

What's New

Polycom Unified Communications (UC) Software 5.7.3 is a maintenance release for Open SIP and Skype for Business deployments. These release notes provide important information on software updates, phone features, and known issues.

New Features and Enhancements

There are no new features in UC Software 5.7.3.

Configuration File Enhancements

The following table lists configuration file enhancements that include new or changed parameters for the Polycom UC Software 5.7.3 release. For more information on using configuration parameters to enable or disable features, see the latest *Polycom UC Software Administrator Guide* for your release, available on [Latest Polycom UC Software Release](#).

Configuration File Enhancements for UC Software 5.7.3

<i>Template</i>	<i>Parameter</i>	<i>Permitted Values</i>	<i>Change Causes Restart or Reboot</i>
reg-advanced.cfg	call.autoAnswer.ringTone	Intercom (default) – Intercom tone plays on auto answer. DoubleBeep – Double beep tone plays if you configure DoubleBeep.	No
feature.cfg	up.answerCall.listOrder	The phone answers the second incoming call instead of the first incoming call when you press the speaker button. LIFO (default) - Last in first out. FIFO - First in first out.	No
reg-advanced.cfg	reg.x.offerFullCodecListUponHold	0 (default) - The phone doesn't send full audio and video capabilities after a hold call. 1 - The phone sends full audio and video capabilities after a hold call.	No

<i>Template</i>	<i>Parameter</i>	<i>Permitted Values</i>	<i>Change Causes Restart or Reboot</i>
sip-interop.cfg	voIpProt.SIP.noContactHeaderIn200OKForNotify	0 (default) – Disabled Phone sends contact header in 200 ok for NOTIFY. 1 – Enabled Phone doesn't send contact header in 200 ok for NOTIFY.	No
features.cfg	feature.E911.locationInfoSchema	HYBRID (default) - SIP invites use an XML schema as per the RFC4119 and RFC5139 standards. RFC 4119 - SIP invites use an XML schema as per the RFC4119 standards. RFC5139 - SIP invites use an XML schema as per the RFC5139 standards.	No

Security Updates

Refer to the [Polycom Security Center](#) for information about known and resolved security vulnerabilities.

Install

Consider the following information when installing or updating to Polycom UC Software 5.7.3.

- For best results, deploy the BToE Connector 3.7.0 application before deploying UC Software 5.7.3. While the BToE Connector 3.7.0 is backward compatible with previous versions of VVX firmware, Polycom doesn't recommend running previous versions of BToE software with UC Software 5.7.3.
- Before updating your VVX 1500 business media phone to UC Software 5.7.3, make sure that you update the phone to BootBlock 3.0.4. For more information, see [Technical Bulletin 695: Upgrading the Polycom VVX 1500 Business Media Phone to UC Software 5.2.0](#).
- If you are running UC Software 5.7.3 and the BToE 3.4.1, the phone doesn't lock with the computer.

Download the Distribution Files

To download UC Software 5.7.3, you can choose the combined UC Software package or the split UC Software package, both in ZIP file format. The combined version contains all files for all phone models. The split software package is smaller, downloads more quickly, and contains sip.ld files for each phone model, enabling you to choose provisioning software for your phone model and maintain software versions for each model in the same root directory.

For general use, Polycom recommends using the split resource file that corresponds to the phone models for your deployment. To match the correct UC software resource file to your phone model, refer to [Understand the Combined and Split ZIP Files](#). If you are provisioning your phones centrally using configuration files, download the corresponding resource file and extract the configuration files to the provisioning server, maintaining the folder hierarchy in the ZIP file.

The current build ID for the sip.ld and resource files is **UCS 5.7.3.1797D**

Understand the Combined and Split ZIP Files

To understand the files distributed in the combined ZIP file, refer to the following table.

Understand the Combined and Split ZIP Files

<i>Distributed Files</i>	<i>File Purpose and Application</i>	<i>Combined</i>	<i>Split</i>
3111-40250-001.sip.ld	SIP application executable for VVX 101 business media phones.	No	Yes
3111-40450-001.sip.ld	SIP application executable for VVX 201 business media phones.	No	Yes
3111-46135-002.sip.ld	SIP application executable for VVX 300 business media phones.	No	Yes
3111-48300-001.sip.ld	SIP application executable for VVX 301 business media phones.	No	Yes
3111-46161-001.sip.ld	SIP application executable for VVX 310 business media phones.	No	Yes
3111-48350-001.sip.ld	SIP application executable for VVX 311 business media phones.	No	Yes
3111-46157-002.sip.ld	SIP application executable for VVX 400 business media phones.	No	Yes
3111-48400-001.sip.ld	SIP application executable for VVX 401 business media phones.	No	Yes
3111-46162-001.sip.ld	SIP application executable for VVX 410 business media phones.	No	Yes
3111-48450-001.sip.ld	SIP application executable for VVX 411 business media phones.	No	Yes

<i>Distributed Files</i>	<i>File Purpose and Application</i>	<i>Combined</i>	<i>Split</i>
3111-44500-001.sip.ld	SIP application executable for VVX 500 business media phones.	No	Yes
3111-48500-001.sip	SIP application executable for VVX 501 business media phones.	No	Yes
3111-44600-001.sip.ld	SIP application executable for VVX 600 business media phones.	No	Yes
3111-48600-001.sip	SIP application executable for VVX 601 business media phones.	No	Yes
2345-17960-001.sip.ld	SIP application executable for VVX 1500 business media phones.	No	Yes
3111-33215-001.sip.ld	SIP application executable for SoundStructure VoIP Interface phones.	No	Yes
3111-17823-001.dect.ld	SIP application executable for VVX D60 Wireless Handset and Base Station.	No	Yes
sip.ld	Concatenated SIP application executable.	Yes	No
dect.ver	Text file detailing build-identification(s) for the VVX D60 handset.	Yes	Yes
sip.ver	Text file detailing build-identification(s) for the release.	Yes	Yes
000000000000.cfg	Master configuration template file.	Yes	Yes
000000000000-directory~.xml	Local contact directory template file. To apply for each phone, replace the (zeroes) with the MAC address of the phone and remove the ~ (tilde) from the file name.	Yes	Yes
applications.cfg	Configuration parameters for microbrowser and browser applications.	Yes	Yes
device.cfg	Configuration parameters for basic device configuration.	Yes	Yes
features.cfg	Configuration parameters for telephony features.	Yes	Yes
firewall-nat.cfg	Contains configuration parameters for telephony features.	Yes	Yes
H323.cfg	Configuration parameters for the H.323 signaling protocol.	Yes	Yes
lync.cfg	Contains Lync specific configuration parameters.	Yes	Yes
pstn.cfg	Contains parameters for Public Switched Telephone Network (PSTN) use.	Yes	Yes
reg-advanced.cfg	Contains configuration parameters for the line and call registration and advanced phone feature settings.	Yes	Yes

<i>Distributed Files</i>	<i>File Purpose and Application</i>	<i>Combined</i>	<i>Split</i>
reg-basic.cfg	Configuration parameters for line and call registration and basic phone settings.	Yes	Yes
region.cfg	Configuration parameters for regional and localization settings such as time and date and language.	Yes	Yes
sip-basic.cfg	Configuration parameters for the VoIP server and softswitch registration.	Yes	Yes
sip-interop.cfg	Configuration parameters for the VoIP server, softswitch registration, and interoperability configuration.	Yes	Yes
site.cfg	Configuration parameters that are set for each site.	Yes	Yes
video.cfg	Configuration parameters for video connectivity.	Yes	Yes
video-integration.cfg	Configuration parameters for Polycom® SoundStation® IP 7000 conference phone and Polycom® HDX® system integration.	Yes	Yes
Welcome.wav	Startup welcome sound effect.	Yes	Yes
LoudRing.wav	Sample loud ringer sound effect.	Yes	Yes
Polycom-hold.wav	Sample ringer sound effect.	Yes	Yes
Warble.wav	Sample ringer sound effect.	Yes	Yes
polycomConfig.xsd	Master configuration file that contains the parameters and its values.	Yes	Yes

Version History

This following table lists the release history of Polycom Unified Communications (UC) Software.

Version History

<i>Release</i>	<i>Release Date</i>	<i>Features</i>
5.7.3D	October 2018	This release includes important field fixes.
5.7.2	May 2018	This release includes important field fixes.
5.6.2	April 2018	This release includes important field fixes.
5.7.1	March 2018	This release includes important field fixes and enhancement for Direct Inward Dialing number on VVX business media phones.
5.5.4	January 2018	This release includes important field fixes.

<i>Release</i>	<i>Release Date</i>	<i>Features</i>
5.7.0	December 2017	<p>This release includes support for the following features:</p> <p>Open SIP Enhancements</p> <p>This release introduced support for BroadSoft User Interface theme, Executive-Assistant Enhancements, Custom BroadSoft Executive-Assistant Enhanced Feature Keys, Client-Side Sorting for Open LDAP servers, Securely Store LDAP Credentials on VVX phones, Voice over Secure IP, Hide the MAC Address, Enhanced E.911, DNS Cache Override, Assured Services - Session Initiation Protocol (AS-SIP), Custom URL Location for Installing LDAP server certificates, Emergency Instant Messages - GENBAND, Default Off-Hook Phone screen, Enhanced Feature Keys Enhancements, Bluetooth Support for VVX Business Media Phones, Reset Phone without Admin Password, Prevent Call Park on Busy Orbits, View Phone Memory Usage Alert.</p> <p>Skype for Business Enhancements</p> <p>This release introduced support for Direct Inward Dialing Number on VVX Platforms, Web Proxy Auto Discovery (WPAD), Skype for Business SILK Audio Codec, Hot Desking, Common Area Phone User, BToE Widget, Enhancements to Manual Pairing of Phone using BToE.</p>
5.6.1	December 2017	This release includes important field fixes.
5.6.0	July 2017	<p>This release includes support for the following features:</p> <p>Open SIP Enhancements</p> <p>This release introduced support for FIPS 140-2 Compliance Support, Two-Way Active Measurement Protocol support, Caller ID Display from the SIP Invite, BroadSoft Server-Based Call Waiting, Call Line Identification, BroadSoft Server-Based Redial, Remote Party Disconnect Alert Tone, Support for Siren 7 Audio Codec.</p> <p>The BroadSoft Directory now includes the following new directories:</p> <ul style="list-style-type: none"> • Group and Group Common Directory • Enterprise Common Directory • Personal Directory <p>Skype for Business Enhancements</p> <p>This release introduced support for Dial Plan Normalization, Multiple Emergency Number Dial Plan, Skype for Business User Interface Enhancements, Skype for Business Conference Enhancements, Device Lock Enhancements, Profile Picture on Device Lock Screen, Secure Single Sign-On With Third-Party Supporting Solutions, Safe Transfer for Boss-Admin Enhancements, and Busy Options for Incoming Calls.</p> <p>VVX D60 Enhancements</p> <p>This release introduced support for FLK Support in VVX Business Media Phone with VVX D60, Maximum Number of Handset Registrations, VVX D60 Base Station Pairing Permissions, Mac Address Pairing with VVX D60 Base Station, Continuous Attempt to Re-pair with a VVX D60 Base Station, and VVX D60 Call Handoff.</p>
5.5.3	September 2017	This release includes important field fixes.

<i>Release</i>	<i>Release Date</i>	<i>Features</i>
5.5.2	May 2017	<p>This release includes the following features and field fixes:</p> <ul style="list-style-type: none"> • Enterprise Directory Default Search • Registration Line Address in Status Bar • BroadWorks Anywhere EFK for Soft Keys • Hide Contact Directory and Favorites • Personal Directory • BSFT Server Based Call Logs • New Call Forwarding Icons • Updated Do Not Disturb Icon • Expanded Support for USB Headsets • Support Added for CDP in VVX D60 Base Station • ALLOW Header in 18x Provisional Responses • Improved BToE device lock
5.5.1	September 2016	<p>This release adds enhancements for distribution list, QoE, device lock, Polycom BToE manual pairing, user log upload, updated UI for VVX 500 and 600, unified contact store, web sign-in for online deployments.</p>
5.5.0	June 2016	<p>This release introduced support for BroadSoft Executive Assistant and Flexible Seating, TR-069, the 3GPP Technical Specification, the IPV6 protocol, Off-hook Call Status control, ability to lock the web configuration utility after failed login attempts, and user interface enhancements.</p>
5.4.3	February 2016	<p>This release introduced the Polycom VVX D60 Wireless Handset and VVX D60 Base Station.</p>
5.4.1	December 2015	<p>This release includes support for the following features:</p> <ul style="list-style-type: none"> • Introduced the Polycom VVX 301/311, 401/411, 501, and 601 business media phones. • Flexible line key customization for Skype for Business (EFLK) • Master Key Identifiers (MKI) • Shared Line appearance on Lync • BToE for Windows 10 • Smart Search for Lync ABS • Support for simplified Chinese font on VVX 101
5.4.0A	September 2015	<p>This release includes support for the following features:</p> <ul style="list-style-type: none"> • Microsoft Office 365 and Skype for Business Online • Office365 and Skype for Business Provisioning and Manageability • Time and Date Initial Setup

<i>Release</i>	<i>Release Date</i>	<i>Features</i>
5.4.0	May 2015	Added support for Alcatel-Lucent CTS features including: <ul style="list-style-type: none">• Advanced Conference• Shared Call Appearance with Bridge In• Visitor Desk Phone• This release also includes support for the following features:<ul style="list-style-type: none">• Barge In on Busy Lamp Field Lines• DTMF Relay• SIP Instance• Comfort Noise• Opus Codec• DNS Server Address Override• Global Directory Synchronization• Basic Menu Lock• Additional features including user interface improvements and resolved known issues.
5.3.0	March 2015	Includes support for several Lync, BroadSoft, and Open SIP features.

Language Support

The VVX phone user interface include native support for the following languages:

- Arabic, UAE
- Chinese, Traditional
- Chinese, Simplified
- Danish, Denmark
- Dutch, Netherlands
- English, Canada
- English, United Kingdom
- English, United States
- French, Canada
- French, France
- German, Germany
- Italian, Italy
- Japanese, Japan
- Korean, Korea
- Norwegian, Norway
- Polish, Poland
- Portuguese, Brazil
- Russian, Russia

- Slovenian, Slovenia
- Spanish, Spain
- Swedish, Sweden

Resolved Issues

The following table lists the resolved issues in UC Software 5.7.3.

Resolved Issues in UC Software 5.7.3

<i>Category</i>	<i>Issue No.</i>	<i>Description</i>
Audio	EN - 78794	VVX business media phones lower the volume level below the minimum configuration value when the handset is off-hook and the user ends a call with a soft key.
Audio	EN-70271	VVX D60 handsets play both local and network ringtone while receiving 183 Session Progress with Session Description Protocol (SDP).
Audio	EN-88392	A G.722 decoder limitation causes poor audio quality on VVX business media phones.
Audio	EN-89332	In a Skype for Business call on VVX 410 business media phones, the audio intermittently drops due to BToE Secure Shell connections.
Audio	EN-94186	In a GENBAND environment, music on hold (MOH) doesn't play to the far end because the phone doesn't send the full codec list when holding the call.
Calling	EN - 64417	When receiving an intercom call, VVX business media phones play a single low-tone beep instead of a double beep.
Calling	EN-100302	In an intercom call between the two VVX D60 handsets, when the first VVX D60 handset shows the resume option, the second VVX D60 handset is put on hold.
Calling	EN-82162	VVX business media phones answer the second incoming call instead of the initial incoming call when you press the speaker button.
Calling	EN-82755	When you place a call from the DECT handset and the remote-party doesn't answer, the DECT handset plays a double ringtone (for example, a ringback tone and announcements) after it receives 180 ringing and 183 session progress.
Calling	EN-89793	When you enable Extensible Messaging and Presence Protocol (XMPP) during an ongoing call on VVX business media phones, the audio goes bad every 30 seconds.

<i>Category</i>	<i>Issue No.</i>	<i>Description</i>
Calling	EN-90148	VVX business media phones don't update the DSCP value in the RTP packet during the call when setting the DSCP value from the web UI.
Calling	EN-90521	When a VVX phones receives a hold request from a Skype for Business client, the VVX phone sometimes delays sending the hold success message to the Skype for Business client and the call disconnects after transfer.
Calling	EN-90748	When you configure the Busy Lamp Field feature on the VVX business media phones and search for a directory via the directory soft-key, the phone returns to the Home screen.
Calling	EN-93321	When you enable the server-based Automatic Call Distribution feature on the phone and the agent is in a call, pressing the EFK configured unavailable soft key doesn't change the agent's state.
Calling	EN-97740	When making a point-to-point call between a VVX 1500 business media phone and an HDX system with media encryption enabled, the VVX 1500 business media phone doesn't receive audio.
Calling	EN-97748	VVX business media phones don't close the Call Center Queue Status Notification menu after 30 seconds.
Certificate Management	EN-96395	A QuoVadis root certificate is added to the certificate bundle for all Polycom VVX models.
Configuration	EN-91703	SIP invites use an XML schema as per the RFC4119 and RFC5139 standards when you configure HYBRID.
General	EN-83608	When a VVX business media phone receives NOTIFY (terminated) before the SUBSCRIBE response, the phone crashes and reboots due to a memory leak.
General	EN-89799	Removed <code>up.onHookDialingEnabled</code> parameter from the code as this parameter is applicable only for Spectralink wireless phones.
General	EN-90820	VVX business media phones continue to display the Message Waiting Indicator (MWI) after reboot or deregistration even though no voice mail is available on phone.
General	EN-95194	VVX business media phones receive a 400-missing contact error from session border controllers even when sending the contact header in a 200 OK for NOTIFY.
General	EN-97273	VVX business media phones intermittently display an LDAP server error on the corporate directory screen during search operations at times of peak load.

<i>Category</i>	<i>Issue No.</i>	<i>Description</i>
General	EN-99067 EN 94804	Polycom UC software upgrade fails on VVX phones while upgrading from UC software version 5.4.5 and 5.5.1 due to “Bad Image Checksum” error.
General	EN-99072	When the primary server doesn’t respond, the phone sends REGISTER with new call-id and Cseq 1 to the registered secondary server during fail back.
Interoperability	EN-89104	When processing SIP URLs for a Record-Route header, VVX business media phones incorrectly prepend SIP in the URL.
Localization	EN-87209	In a Skype for Business conference call, VVX business media phones fail to localize announcements.
Localization	EN-95936	VVX business media phones don’t display the Park string correctly in Italian.
Logs	EN-98647	In a Skype for Business environment, the credentials for the Skype for Business account displays in plain text in the WPAD logs.
Network	EN-91137	In a Skype for Business environment, the description is missing in Field Help for the <code>server.log.setting.enabled</code> parameter.
Network	EN-83968	VVX business media phones can’t parse a NAPTR response which has encoded replacement strings.
Network	EN-86598	When you set the <code>feature.EWSAutodiscover.enabled</code> parameter to 1, VVX business media phones don’t send the WPAD pac file request.
Network	EN-92738	VVX 500 and VVX 600 series business media phones 802.1x doesn’t work on a Windows 2016 server with same configuration as Windows 2012.
Network	EN-95516	VVX business media phones use an incorrect TLS version, so TLS v1.2 connections fail.
Network	EN-97639	Polycom Device Management Service fails when using a web proxy due to incorrect domain resolution.
Provisioning	EN-86618	While provisioning after a factory reset, VVX business media phones accept the parameter value of <code>voIpProt.SIP.assuredService.namespace</code> as “ets” even though it’s configured as “dsn”.
Provisioning	EN-89151	VVX business media phones restrict uploading Certificate Signing Request (CSR) and CSV files to the provisioning server root directory which causes RealPresence Resource Manager provisioning server failure.

<i>Category</i>	<i>Issue No.</i>	<i>Description</i>
Security	EN-98365	When you enable the Device lock feature for the guest user, the phone asks to set a PIN lock.
Security	EN-98707	VVX business media phones don't support the NTLM v2 mechanism with down-level format
Software	EN-109019	Upgrading from UC Software 5.2.5 to UC Software 5.7.3 results in a reboot loop due to invalid build signature.
User Interface	EN-100172	VVX business media phones don't send any error response when the phone is in an idle state and receives an INVITE with replace header.
User Interface	EN-88661	VVX business media phones delay processing the request for directory files by several minutes, causing delays in speed dials.
User Interface	EN-89791	The VVX business media phone web UI help text for the <code>msg.bypassInstantMessage</code> parameter displays incorrect information.
User Interface	EN-90024	VVX business media phone can't display Unicode text containing Armenian characters.
User Interface	EN-95967	When "P-Asserted-Identity" in a 200 OK response doesn't have a display name, the phone doesn't display the caller ID details for an incoming call during call pick-up.
User Interface	EN-96705	During failover/ failback, the phone resets the SIP Open Programmable Interface (SOPI) subscription and phone loses speed dial and directory.

Known Issues

The following table lists the known issues in UC Software 5.7.3 and previous releases.

Known Issues in UC Software 5.7.3

<i>Category</i>	<i>Issue Number</i>	<i>Release</i>	<i>Description</i>	<i>Workaround</i>
Calling	EN-70906	5.7.1	Calls to the VVX D60 wireless handset don't work because VVX D60 doesn't support the codec.	Configure an additional codec that supports VVX D60 wireless handset.
Calling	EN-76181	5.7.1	The <code>dialplan.routing.emergency.x.value</code> parameter supports values only up to 50 characters.	Restrict the value of <code>dialplan.routing.emergency.x.value</code> to 50 characters.

<i>Category</i>	<i>Issue Number</i>	<i>Release</i>	<i>Description</i>	<i>Workaround</i>
Calling	EN-100638	5.7.3	Skype for Business environment doesn't support IP calling.	No Workaround available

Updates to Previous Software Releases

This section describes the new features and enhancements to previous UC Software releases.

What's New in Polycom UC Software 5.7.2

Polycom Unified Communications (UC) Software 5.7.2 is a maintenance release for Open SIP and Skype for Business deployments. These release notes provide important information on software updates, phone features, and known issues.

New Features and Enhancements

There are no new features in UC Software 5.7.2.

Configuration File Enhancements

The following table lists configuration file enhancements that include new or changed parameters for this Polycom UC Software 5.7.2 release. For more information on using configuration parameters to enable or disable features, see the *Polycom UC Software Administrator Guide* available on the [Polycom Support - Voice](#) site.

Configuration File Enhancements in UC Software 5.7.2

<i>Template</i>	<i>Parameter</i>	<i>Permitted Values</i>	<i>Change Causes Restart or Reboot</i>
site.cfg	sec.uploadDevice.privateKey	0 (default) - While generating Certificate Signing Request (CSR) from the phone, the device private key doesn't upload to provisioning server. 1 - The device private key uploads to provisioning server along with the CSR.	No
video.cfg	video.quality	The optimal quality for video that is sent in a call or a conference. Motion (default) - for VVX 500 and 600 series business media phones. Sharpness (default) - for VVX 1500 business media phone. Motion - for outgoing video that has motion or movement. Sharpness - for outgoing video that has little or no movement. Note: If motion is not selected, moderate to heavy motion can cause some frames to be dropped.	No

<i>Template</i>	<i>Parameter</i>	<i>Permitted Values</i>	<i>Change Causes Restart or Reboot</i>
feature.cfg	up.display.showFullCallerID	0 (default) - Display the caller ID on the first line. 1 - Display the caller ID on the second line.	No
site.cfg	voice.rxQos.maxJitter	The average jitter in milliseconds for wired network interface voice traffic. 240 (default) 0 to 320 maxJitter The wired interface jitter buffer maximum depth will be automatically configured to handle this level of intermittent jitter without packet loss. Actual jitter above the average but below the maximum value may result in delayed audio play while the jitter buffer adapts, but no packets will be lost. Actual jitter above the maximum value will always result in packet loss. If legacy voice.audioProfile.x.jitterBuffer.* parameters are explicitly specified, they will be used to configure the jitter buffer and voice.rxQoS parameters will be ignored.	Yes

Resolved Issues

The following table lists the resolved issues in UC Software 5.7.2.

Resolved Issues in UC Software 5.7.2

<i>Category</i>	<i>Issue Number</i>	<i>Description</i>
API	EN-65699	VVX 100 and 200 series business media phone Web UI does not have an option to enable/disable REST API.
Application	EN-68112	VVX business media phones become unresponsive and reboot when configured with BroadSoft UC-One application.
Application	EN-52405	When VVX business media phones are paired with VVX D60 Wireless Handset and Enhanced Feature Key is enabled, the BLF resource monitored by the VVX phone becomes inactive.

<i>Category</i>	<i>Issue Number</i>	<i>Description</i>
Application	EN-68511	VVX business media phone does not update the latest static BLF status when multiple subscribe transactions are in progress for the same monitored user.
Application	EN-77175	The VVX business media phone freezes when you sign in to Skype for Business client via BToE application.
Application	EN-58302	The VVX business media phone sends HTTP request even after receiving 401 from the server.
Application	EN-68765	The server responds with 500 Internal Error instead of 401 when you enter incorrect password on the phone.
Application	EN-77977	VVX business media phone sometimes cause account lock when logged in using Microsoft Web Sign-In with Multi-Factor Authentication.
Audio	EN-80549	VVX business media phone is unable to listen to a paging audio.
Call Management	EN-79489	The VVX business media phone does not perform Naming Authority Pointer (NAPTR) query for the outbound proxy while validating the incoming request using parameters <code>voIpProt.SIP.requestValidation.1.method= "source"</code> and <code>voIpProt.SIP.requestValidation.1.request= "INVITE"</code> .
Call Management	EN-78198	The VVX business media phone automatically dials the last call from the call list even after the list is cleared when the handset is taken off-hook quickly.
Call Management	EN-82478	When a registered user tries to log out of a VVX business media phone having more than 10 BLF monitored lines with user login feature enabled, the phone reboots.
Call Management	EN-64229	When the VVX business media phone sends ICE connectivity directly and not through the relay, the call gets disconnected after 30 seconds.
Call Management	EN-75189	On the VVX business media phone, calls fail when the gateway sends a REFRESH INVITE before ICE reINVITE is completed.
Calling	EN-78539	While dialing a contact from the local phone directory, the VVX 1500 phone with the custom-programmed soft key (EFK) freezes and reboots.
Calling	EN-78678	Upon receiving the call through consultative transfer, the call history on the VVX business media phone does not have call initiator information.

<i>Category</i>	<i>Issue Number</i>	<i>Description</i>
Calling	EN-82308	The VVX business media phone goes to hold state immediately after the call is answered, when the phone receives two consecutive UPDATE messages during early dialog, one without a direction attribute and the other with a direction attribute as "recvonly" in the SDP.
Calling	EN-78535	When VVX business media phones receive "recvonly" as the media direction attribute in 200OK INVITE, the phones goes to hold state immediately after you answer the call even if the phone receives RE-INVITE with "sendrecv".
Calling	EN-66341	The active call on the VVX business media phone goes into the unknown state by pressing Park soft key again without a number.
Calling	EN-76130	VVX 300 and 400 series business media phone does not transfer an active call upon pressing the monitored line key if the On-Screen Display is present on the phone.
Calling	EN-61648	Sometimes call forwarding on the VVX business media phones do not work due to the server sending 430 Flow Failed message for Service message.
Calling	EN-66395	VVX business media phone fails to place outgoing calls to mobile phones during out of office hours and results in a call drop.
General	EN-79693	The VVX business media phone is not registered when the phone sends an invalid list of methods in the Contact header containing spaces after the comma.
General	EN-74367	If the primary server responds with 503 response, the VVX business media phone sends delayed Refresh REGISTER to secondary server when expiry timeout is less than 70 seconds.
General	EN-62559	When RRoFO feature is enabled and transport is configured as TCPpreferred, during failover to UDP, VVX phone does not send REGISTER with authentication details if 401 is received from server.
Interoperability	EN-81180	VVX business media phone prepends "sip:" while relaying SIPS-URI in Record-Route/Route header.
Interoperability	EN-84290	VVX business media phone responds with 488 response on receiving the INVITE with OPUS codec and maxptime set to other than 10 or 20.
Interoperability	EN-77441	The Address Book Service (ABS) search fails when <code>LmCompatibilityLevel</code> parameter value is set to "NTLMv2 response only/refuse LM and NTLM" for front-end and domain controller.
Logs	EN-64172	The VVX business media phone fetches call log information on every re-registration when BroadSoft UC-One is configured and server call logs are enabled.

<i>Category</i>	<i>Issue Number</i>	<i>Description</i>
Network	EN-66306	The VVX business media phone fails to release the current VLAN IP address after switching to another VLAN.
Network	EN-79564	VVX business media phones are unable to discover VLAN via DHCP if the LLDP packet does not have VLAN information.
Provisioning	EN-80449	When the VVX business media phone generates Certificate Signing Request (CSR), the phone does not upload a private key to the provisioning server.
Software Updates	EN-84855	VVX business media phone doesn't use the updated Curl library to support URL encoding as per RFC3986 standards.
Software Updates	EN-87601	When a user is signed in to VVX business media phone registered to Skype for Business server using Pin Authentication method and downgrades the software build prior to version 5.5, upgrade to version 5.7.2 again does not allow the user to sign-in to the phone successfully in the first attempt.
User Interface	EN-68573	On the VVX business media phones, the phone number having 12 or more digits and not having display names appears in two lines and keeps scrolling.
User Interface	EN-77338	The VVX business media phone fails to display the caller ID of an incoming call even if the contact is saved in the directory.
User Interface	EN-79721	The screen saver configured on VVX 300 and 400 series business media phones do not stop when initiating the call through the speaker, headset, or handset.
User Interface	EN-79349	VVX business media phone reboots during SRTP media call in deployments when media server sends RTCP Goodbye packet without "reason of leaving" option.
User Interface	EN-83560	VVX business media phone does not update the predefined soft keys with the new soft keys until the screen is refreshed.
User Interface	EN-79325	When you enable the screen capture option and restart, the screen capture does not work on VVX business media phone.
Video	EN-74937	The video quality becomes poor after receiving an incoming call from Samsung S7 mobile on the VVX 500 and 600 series business media phones.

What's New in Polycom UC Software 5.7.1

Polycom UC Software 5.7.1 includes the following enhancement.

Enhancement to Direct Inward Dialing Number on VVX Business Media Phones

When the Base Profile of VVX 300, 400, 500, and 600 series business media phones are set to Skype for Business, the Skype for Business server automatically assigns a Direct Inward Dialing (DID) number for the user and that number displays on the lock screen, home screen, and incoming call screens.

You can now configure the format of the DID number to display on phones using `up.DIDFormat` parameter. You can also configure the phone to display DID numbers on phone screens of your choice with `up.showDID` parameter.

The parameters to configure this feature are listed in [Version History](#).

Configuration File Enhancements

The following table lists configuration file enhancements that include new or changed parameters for this Polycom UC Software 5.7.1 release. For more information on using configuration parameters to enable or disable features, see the *Administrator Guide for Polycom UC Software for your software release* available on the [Polycom Support - Voice](#) site.

Configuration File Enhancements for UC Software 5.7.1

<i>Template</i>	<i>Parameter</i>	<i>Permitted Values</i>	<i>Change Causes Restart or Reboot</i>
<code>features.cfg</code>	<code>up.DIDFormat</code>	NumberAndExtension (default) – Display the DID number and extension. NumberOnly – Display the DID number on the phone screen.	No
<code>features.cfg</code>	<code>up.showDID</code>	AllScreens (default) – Display the DID number on all the screens. None – Disable DID number on phone. LockedScreen – Display the DID number on the lock screen. StatusScreen – Display the DID number on the Status screen/Idle screen. IncomingOSD – Display the DID number on the incoming On Screen Display (OSD) screen. LockedScreenIncomingOSD – Display the DID number on the lock and incoming OSD screen. LockedAndStatusScreen – Display the DID number on the lock and Status/Idle screen. StatusScreenIncomingOSD – Display the DID number on the incoming OSD and Status/Idle screen.	No

<i>Template</i>	<i>Parameter</i>	<i>Permitted Values</i>	<i>Change Causes Restart or Reboot</i>
features.cfg	feature.E911.locationInfoSchema	RFC 4119 (default) - XML schema is used in Session Initiation Protocol (SIP) invite as per RFC4119 standard. RFC5139 - XML schema is used in Session Initiation Protocol (SIP) invite as per RFC5139 standard.	No
site.cfg	tcpIpApp.port.rtp.mediaPortRangeStart	Set the starting port for RTP port range packets. 2222 (default) 1024 - 65436	No
site.cfg	dialplan.routing.emergency.x.value	Set the emergency URL values to be watched for. When the user dials one of the URLs, the call is directed to the emergency server defined by dialplan.routing.server.x.address x=15: 911, others: Null (default) SIP URL (single entry) x is the index of the emergency entry description where x must use sequential numbering starting at 15.	No

Resolved Issues

The following table lists the resolved issues in UC Software 5.7.1.

Resolved Issues in UC Software 5.7.1

<i>Category</i>	<i>Issue Number</i>	<i>Description</i>
API	EN-73120	The response of Management.DeviceInfo API is changed due to functionality upgrade.
Application	EN-62506	VVX business media phone sometimes causes account lock when logged in using Microsoft Web Sign-In with Multi-Factor Authentication.
Application	EN-62307	VVX business media phone continues to displays sign-in error even after successful sign-in to the Skype for Business.
Application	EN-74374	During reboot, the VVX business media phone with the Busy Lamp Field (BLF) enabled creates core dumps.
Application	EN-66281 EN-64052	VVX business media phone sometimes automatically logs off when logged in using Microsoft Web Sign-In.

<i>Category</i>	<i>Issue Number</i>	<i>Description</i>
Calling	EN-62467	Blind Transfer through Push API fails on the VVX 500 and 600 series business media phones.
Calling	EN-63697	VVX business media phone stores voicemail URI as a default dial string, due to which the subsequent calls made using short press are stored in the voicemail without ringing on the far end.
Calling	EN-70504	VVX business media phones are unable to receive transferred call when Re-Invite is having non-ICE SDP.
Calling	EN-65371	E911 call fails when the parameter <code>dialplan.routing.emergency.x.value</code> length is more than 15 characters.
Calling	EN-66087	When the VVX1500 phone receives H.264 FMTP line with the parameter <code>max-rcmd-nalu-size</code> that is set much larger than a single NALU per frame, the VVX1500 H.264 video encoder fails and the encoded video is not sent.
Calendering	EN-64292	Exchange Calendar service on the VVX business media phone does not function properly and shows the service failed message.
Call Management	EN-63334	On the VVX business media phone, the call fails after 30 seconds when the gateway sends a REFRESH INVITE before ICE reINVITE is completed.
General	EN-65014	When call forwarding is enabled on the VVX business media phone, the phone resets to busy option in the Skype for Business server.
Logs	EN-74737	Unwanted logs in UCS 5.7.0 fill up the log file.
Network	EN-62117	Registration fails as the VVX business media phone does not fetch all the IPs discovered in the Auto-Discovery.
Provisioning	EN-62276	After a factory reset, the VVX business media phone is unable to download the directory files for the first time from the provisioning server.
Provisioning	EN-62847	On VVX business media phone, the audio port range exceeds during the call when the video port range is not provisioned.
Provisioning	EN-62112	VVX business media phone reboots during provisioning due to the synchronization.
Provisioning	EN-28007	VVX business media phone sends the private IP of the phone in the initial provisioning request which is limited to HTTPS provisioning protocol.
Peripheral	EN-64168	When the VVX 401 business media phone is connected with two Expansion Modules, the line keys on the second Expansion Module do not respond on time.
User Interface	EN-64954 EN-68647	VVX business media phones unable to display the DID number on the idle screen.
User Interface	EN-69266	Bad user experience when the sign-in triggers again after the user is signed out on VVX business media phones.

Category	Issue Number	Description
User Interface	EN-64952	VVX business media phone fails to display '+' before the phone number on the call screen.





What's New in Polycom UC Software 5.7.0

Polycom UC Software 5.7.0 includes the following new features and enhancements:

Open SIP Enhancements

When registered with the BroadSoft BroadWorks server, users can choose between three user interface themes for VVX 500 and 600 series business media phones (Classic (default), Modern, or BroadSoft) and two themes (Classic (default) and BroadSoft) on VVX 300 and 400 series business media phones. The BroadSoft theme is new for this release and includes the color scheme and icons of the BroadSoft BroadTouch Communication desktop and mobile clients. Below are some of the BroadSoft icons that display on VVX 300 series phones with the BroadSoft theme.

BroadSoft Icons

Feature	BroadSoft Icons
Line Active	
Line Hold	
Line Registered	
Line Not Registered	

Users can select the BroadSoft theme from the Basic settings menu on the phone, or administrators can configure the theme using the following configuration parameters:

- `device.theme = BroadSoft`
- `device.theme.set = 1`
- `reg.1.server.1.specialInterop = Standard`
- `voIpProt.server.x.specialInterop = Standard`

Executive-Assistant Enhancements

The BroadSoft Executive-Assistant feature now enables users to quickly access the Executive or Assistant menu from the Home screen depending on their assignment. In addition, executive users can now choose a filter criteria for filtered calls from the phone instead of only from the BroadSoft BroadCloud Portal.

Custom BroadSoft Executive-Assistant Enhanced Feature Keys

For the BroadSoft Executive-Assistant feature, you can create enhanced feature keys (EFK) to enable users to quickly access the Overview Executives menu for assistants or the Executive Settings menu for executives. You can create an Executive or Assistant line key, soft key, or speed dial that displays on the Lines screen, in addition to the feature icons that display by default on the Home screen.

You can configure a line or soft key for this feature using the following EFK macro:

- Executive menu: "\$FExecutiveMenu\$"
- Assistant menu: "\$FAssistantMenu\$"

Client-Side Sorting for Open LDAP Servers

The parameter `dir.corp.serverSortNotSupported` was added to this release to improve interoperability between Open LDAP servers and VVX business media phones. This parameter enables VVX phones to sort data on the phone for Open LDAP servers that cannot sort data on the server side.

Polycom phones currently support the following LDAP servers:

- Microsoft Active Directory 2003 SP2
- Sun ONE Directory Server 5.2 p6
- Open LDAP Directory Server 2.4.12
- Microsoft Active Directory Application Mode (ADAM) 1.0 SP1

Securely Store LDAP Credentials on VVX Phones

You can enable VVX business media phones to store LDAP user credentials for multiple users to allow users to access the Corporate (LDAP) Directory. The LDAP credentials are encrypted and stored on the phone only, and the credentials persist after the phone restarts or reboots.

When the phone is configured for BroadSoft Flexible Seating, the phones can store up to 50 user credentials. If the number of user credentials reaches 50, the user who has the longest inactivity period is removed from the phone when any additional users are added.

You can use the following parameters to configure this feature:

- `dir.corp.persistentCredentials`
- `dir.corp.allowCredentialsFromUI.enabled`

Voice over Secure IP

Polycom UC Software now allows you to configure your phone to dynamically use either Secure Real Time Protocol (SRTP) or Real Time Protocol (RTP) depending on the media security mechanisms

negotiated between phone and outbound proxy using Voice over Secure IP (VoSIP). When you enable this feature using `reg.X.rfc3329MediaSec.enable` parameter, the voice signals are transferred securely between endpoints without the need to introduce multiple lines in the Session.

Hide the MAC Address

Polycom UC Software allows you to configure the phone to hide MAC addresses displayed on the phone. When you enable this feature, users cannot view or retrieve a MAC address from the phone.

Enhanced E.911

This E.911 feature allows you to configure a source from which the phone obtains location information, allowing the phone to share its location details with 911 operators dispatching emergency services.

You can configure the following available sources:

- LLDP-MED
- DHCP via option 99
- LIS compliant with RFC 5985

With this release, the following parameters are available to configure the E.911 feature for Open SIP:

- `feature.E911.enabled`
- `feature.E911.HELD.requestType`
- `voIpProt.SIP.header.priority.enable`
- `voIpProt.SIP.header.geolocation-routing.enable`
- `locInfo.source`
- `feature.E911.HELD.nai.enable`
- `feature.E911.locationRetryTimer`
- `feature.E911.HELD.secondary.server`
- `feature.E911.HELD.secondary.username`
- `feature.E911.HELD.secondary.password`
- `feature.E911.usagerule.retransmission`
- `feature.E911.HELD.identity`
- `feature.E911.HELD.identityValue`
- `feature.E911.HELD.server`
- `feature.E911.HELD.username`
- `feature.E911.HELD.password`

DNS Cache Override

You can configure the DNS Cache Override feature using `dns.cache.A.networkOverride` parameter, allowing the static DNS cached A record entry to take priority over dynamic network DNS A record.

Assured Services - Session Initiation Protocol

The Assured Services-Session Initiation Protocol feature allows you to create a Multi-Level Precedence and Preemption (MLPP) for an incoming and outgoing call. When this feature is enabled, the precedence levels are automatically assigned to the calls during the initial incoming and outgoing signaling.

The following parameters are available to configure the AS-SIP feature for Open SIP:

- `voIpProt.SIP.assuredService.enable`
- `voIpProt.SIP.assuredService.defaultPriority`
- `voIpProt.SIP.assuredService.precedenceThreshold`
- `voIpProt.SIP.assuredService.serverControlled`
- `voIpProt.SIP.assuredService.preemptionAutoTerminationDelay.local`
- `voIpProt.SIP.assuredService.preemptionAutoTerminationDelay.remote`
- `voIpProt.SIP.assuredService.namespace`
- `voIpProt.SIP.assuredService.namespace.label.dsn.x`
- `voIpProt.SIP.assuredService.namespace.label.drnsn.x`
- `voIpProt.SIP.assuredService.namespace.label.UCRdsn.x`
- `voIpProt.SIP.assuredService.namespace.label.custom.x`
- `voIpProt.SIP.assuredService.namespace.custom.name`
- `voIpProt.SIP.assuredService.namespace.custom.priority.x`

Custom URL Location for Installing LDAP Server CA Certificates

You can configure a custom URL as the location where Polycom phones can retrieve LDAP server root CA certificates.

You can use the following parameter to configure this feature:

- `sec.TLS.LDAP.customCaCertUrl`
- `sec.TLS.proflieSelection.LDAP = ApplicationProfile1`

Emergency Instant Messages

VVX business media phones can receive emergency instant text messages. You can configure audio alerts for incoming instant messages and set the duration of time that emergency messages display.

Configure emergency instant messages using the following parameters:

- `feature.instantMessaging.displayTimeout`
- `feature.instantMessaging.ring`
- `feature.instantMessaging.enabled`

Acoustic Fence Enhancements

The Polycom Acoustic Fence feature improves background noise suppression when you are using the phone handset or a headset connected to the headset port. With this release, Acoustic Fence is disabled by default for headsets and enabled by default for handsets. In addition, you can now display a setting on phones to allow users to enable Acoustic Fence from the phone.

Default Off-Hook Phone Screen

Polycom UC Software allows the VVX 101, 201, 3xx, 4xx, 5xx and 6xx series business media phones to display the Lines view as the default phone screen in an off-hook mode or during an active call.

Use the following parameters to configure default off-hook phone screen:

- `up.LineViewCallStatus.enabled`
- `up.LineViewCallStatus.timeout`
- `up.OffHookLineView.enabled`

Enhanced Feature Keys Enhancements

Polycom UC Software allows you to assign an Enhanced Feature Key as a line key using `feature.EFKLineKey.enabled` parameter. After you enable this feature, all the EFK macros that are configured using `efk.eklist` parameter and has `efk.eklist.x.status=1` display as a line key. Before you enable this feature using `feature.EFKLineKey.enabled`, make sure the value of the parameter `feature.enhancedFeatureKeys.enabled` is set to 1.

Bluetooth Support for VVX Business Media Phones

Polycom UC Software now allows the user to connect a Bluetooth enabled smartphone with the VVX 600 and 601 business media phones. After you configure this feature, users can manage calls and enter DTMF digits from the VVX phone by setting the phone as the audio device for their Bluetooth device.

Phone Reset without Admin Password

Polycom UC Software allows you to configure this feature using `up.basicSettings.factoryResetEnable` parameter, allowing users to restore the phone to factory default settings without the need to enter the administrator's password.

Prevent Call Park on Busy Orbits

Polycom UC Software allows you to restrict users to park an active call park to a park orbit which already has a call parked. You can configure this feature using `attendant.resourceList.x.rejectParkOnBusy` parameter.

Phone Memory Alert

Polycom UC Software allows you to configure your phone to display a low memory warning message on the phone when the phone's minimum free memory threshold value goes below the configured value. In addition, the phone logs a message with memory details on the console. You can configure this feature using the following parameters:

- `up.sysFreeMemThresholdPercent`
- `up.lowSysMemWarn.timeInMins`

Skype for Business Enhancements

Direct Inward Dialing Number on VVX platforms

On VVX 300, 400, 500, and 600 series business media phones with the Skype for Business Base Profile, the Direct Inward Dialing (DID) number assigned to the user on the Skype for Business server displays on the on the Lock, Home, and Incoming Call screens.

This feature is enabled by default on supported phones with the Skype Base Profile or shipped with Skype for Business enabled. The following figure shows the DID number on the Locked screen of a VVX 500 series business media phone.

Web Proxy Auto Discovery

The Web Proxy Auto-Discovery Protocol (WPAD) feature enables Polycom phones to locate the URL of a Proxy Auto-Configuration (PAC) file you configure. Microsoft recommends using Blue Coat proxy with this feature.

You can configure WPAD using configuration parameters on your provisioning server, DHCP Option 252, or DNS-A protocol mechanism to discover the PAC file location. When using a provisioning server or DHCP, the phone looks for the file name you specify. If using DNS-A, the phone looks only for the wpad.dat file.

The priority for PAC file searching is as follows, from first to last:

- Provisioning server
- DHCP Option 252
- DNS-A

Polycom phones support Digest and NTLM Authentication mechanisms to authenticate with a proxy server. To allow you to configure proxy-specific credentials common to all users, Basic Authentication is supported only when using the following parameters on a provisioning server:

- `feature.wpad.proxy.username`
- `feature.wpad.proxy.password`



If the proxies you configure in the PAC file or configuration file are either invalid or unreachable with a working fallback proxy, the time to register with Skype for Business is delayed and the responsiveness of features that support WPAD degrade.

The following parameters configure WPAD:

- `feature.wpad.enabled`
- `feature.wpad.curl`
- `feature.wpad.proxy`
- `feature.wpad.proxy.username`
- `feature.wpad.proxy.password`

Polycom supports the following list of HTTP/HTTPS services with Skype for Business:

- Registration Services
- Address Book Service (ABS)
- Location Information Server (LIS)
- Device Update (Note: To ensure reliable software updates, device update is direct in case a proxy is not available.)
- Server Log Upload
- Core File Upload
- Exchange Services Provisioning

View WPAD Diagnostic Information

You can access important WPAD diagnostic information to track how HTTP and HTTPS traffic is flowing via the proxy you configure for WPAD. You can view diagnostic information on a pre-phone basis by logging into the Web Configuration Utility.

From the WPAD setting, you can:

- View if the WPAD PAC file fetch is successful
- View the configured method used to fetch the PAC file and source URLs
- View the DNS domain if configured
- View PAC file expiry details
- View the Exchange and Upload proxy
- Download the PAC file

To view WPAD diagnostic information:

- 1 Enter your phone's IP address into a web browser.
- 2 Select **Admin** as the login type, enter the admin password (the default is 456), and click **Submit**.
- 3 Go to **Diagnostics > Skype for Business Status > WPAD**.

Skype for Business SILK Audio Codec

Polycom UC Software now supports the Skype for Business SILK audio codec on the VVX 501 and 601 business media phones.

See the `voice.audioProfile.SILK.*` and `voice.codecPref.SILK.*` parameters in [Configuration File Enhancements](#).

Hot Desking

Polycom UC Software allow users to sign-in on to the host phone or a common area phone as a guest user using the Hot-Desking feature. When this feature is configured on the Skype for Business server and the configuration parameter `feature.HotDesking.enabled` is enabled, a **Guest** soft key displays on the phone user interface.

The guest user can sign-in to the host phone by pressing the **Guest** soft key followed by one of the sign-in methods:

- User ID
- Pin Authentication
- Via PC
- Online Web Sign-In

Common Area Phone User

Polycom UC Software allows you to configure the phone with Common Area Phone (CAP) mode. This allows limited access to users accessing the common area phone. By default, the CAP mode is disabled and you can enable this feature using `feature.CAP.enabled` parameter. You can choose to enable or disable CAP mode from Web Configuration Utility. In addition, after you enable this feature, users can choose to enable or disable the CAP mode from the phone.

BToE Widget

You can configure your phone to enable users to navigate directly to the BToE feature menu using the `homeScreen.BToE.enable` parameter. The user can directly view the BToE Widget menu and bypass navigating to **Settings > Features > BTOE** to manage the BToE feature settings.

Enhancements to Manual Pairing of Phone using BToE

You can now manually pair a Skype for Business-enabled phone to the BToE application installed on your computer using a wired or wireless network. The manual pairing feature no longer requires you to connect the Ethernet cable from your computer to the PC port on your phone. When the phone is set to manually pair with your computer connected to a reachable network, the phone generates a pairing code that you must enter into the Polycom BToE Connector application to pair.

You can also pair and unpair the VVX business media phone with the BToE application installed in a Citrix Virtual Desktop Infrastructure. For more information, see *Polycom® Better Together over Ethernet Connector 3.7.0 Release Notes* available on [Polycom Support](#).

You must have the Polycom BToE Connector application, version 3.7.0 or later, to use the enhanced manual pairing feature.

Configuration File Enhancements

The following table lists configuration file enhancements that include new or changed parameters for this Polycom UC Software 5.7.0 release. For more information on using configuration parameters to enable or disable features, see the *Administrator Guide for Polycom UC Software for your software release* available on the [Polycom Voice Support](#) site.

Configuration File Enhancements for UC Software 5.7.0

<i>Template</i>	<i>Parameter</i>	<i>Permitted Values</i>	<i>Change Causes Restart or Reboot</i>
reg-advanced.cfg	reg.x.server.y.specialInterop	Specify the server-specific feature set for the line registration. Standard (Default) VVX 101: Standard, GENBAND, GENBAND-A2, ALU-CTS, DT VVX 201: Standard, GENBAND, GENBAND-A2, ALU-CTS, ocs2007r2, lync2010, DT All other phones: Standard, GENBAND, GENBAND-A2, ALU-CTS, ocs2007r2, lync2010, lcs2005, DT	No
Sip-interop.cfg	voIpProt.server.x.specialInterop	Enables server-specific features for all registrations. Standard (default) VVX 101 = Standard, GENBAND, GENBAND-A2, ALU-CTS, DT VVX 201 = Standard, GENBAND, GENBAND-A2, ALU-CTS, ocs2007r2, lync2010, DT All other phones = Standard, GENBAND, GENBAND-A2, ALU-CTS, DT, ocs2007r2, lync2010, lcs2005	No
features.cfg	feature.BSExecutiveAssistant.enabled	0 (default) - Disables the BroadSoft Executive-Assistant feature. 1 - Enables the BroadSoft Executive-Assistant feature.	No
features.cfg	feature.BSExecutiveAssistant.regIndex	The registered line assigned to the executive or assistant for the BroadSoft Executive-Assistant feature. 1 (default) to 255 – The registered line for the Executive or Assistant	No
features.cfg	feature.BSExecutiveAssistant.userRole	ExecutiveRole (default) - Sets the registered line as an Executive line. AssistantRole - Sets the registered line as an Assistant line. Note: A phone can only have a line set as an Executive or an Assistant; an Executive and an Assistant line cannot be on the same phone	No

<i>Template</i>	<i>Parameter</i>	<i>Permitted Values</i>	<i>Change Causes Restart or Reboot</i>
features.cfg	feature.BSExecutiveAssistant.SimplifiedAssistant.enabled	0 (default) - Displays the Pick Call and Barge-in soft keys in the Assistant's menu on the phone. 1 - Removes the Pick Call and Barge-in soft keys from the Assistants menu on the phone.	No
features.cfg	feature.BSExecutiveAssistant.SimplifiedExec.enabled	0 (default) - Displays the Call Screening option in the Executive menu on the phone. 1 - Removes the Call Screening Option from the Executive menu on the phone.	No
device.cfg	device.mac.hide.set	Allows you to use the device.mac.hide parameter to control the display of Mac address information of VVX phones to users. Null (default) 0 - Disables the ability to control the display of MAC address information. 1 - Enables the ability to control the display of Mac address information.	No
device.cfg	device.mac.hide	0 (default) - MAC information displays. 1 - MAC address information is hidden.	No
features.cfg	dir.corp.serverSortNotSupported	0 (default) - The server supports server-side sorting. 1 - The server does not support server-side sorting, so the phone handles the sorting.	No
features.cfg	dir.corp.persistentCredentials	Set to securely store and encrypt LDAP directory user credentials on the phone. Enable dir.corp.allowCredentialsFromUI.enabled in order to allow users to enter credentials on the phone. 0 (default) 1 Note: If you disable the feature after enabling it, then all the saved user credentials are deleted for all users.	No

<i>Template</i>	<i>Parameter</i>	<i>Permitted Values</i>	<i>Change Causes Restart or Reboot</i>
features.cfg	dir.corp.allowCredentialsFromUI.enabled	<p>Enable users to enter LDAP credentials on the phone.</p> <p>0 (default) – Users are not prompted to enter credentials on the phone when they access the Corporate Directory.</p> <p>1 – Users are prompted to enter credentials on the phone when accessing the Corporate Directory for the first time.</p> <p>Note: Users are only prompted to enter their credentials when credentials are not added through configuration or after a login failure.</p>	No
site.cfg	feature.E911.HELD.identity	<p>Set the vendor-specific element to include in a location request message. For example, 'companyID'.</p> <p>NULL (default)</p> <p>String 255 character max</p>	No
site.cfg	feature.E911.HELD.identityValue	<p>Set the value for the vendor-specific element to include in a location request message.</p> <p>NULL (default)</p> <p>String 255 character max</p>	No
site.cfg	feature.E911.locationRetryTimer	<p>Specify the retry timeout value in seconds for the location request sent to the Location Information Server (LIS).</p> <p>The phone stops retries after receiving location information received the LIS.</p> <p>60 seconds (default)</p> <p>60 - 86400 seconds</p>	No
site.cfg	feature.E911.HELD.nai.enable	<p>You can include or omit the Network Access Identifier (NAI) containing the SIP user information used to subscribe to the Location Information Server (LIS).</p> <p>0 (default) – The NAI is omitted as a device identity in the location request sent to the LIS.</p> <p>1 - The NAI is included as a device identity in the location request sent to the LIS.</p>	No

<i>Template</i>	<i>Parameter</i>	<i>Permitted Values</i>	<i>Change Causes Restart or Reboot</i>
site.cfg	locInfo.source	<p>Specify the source of phone location information. This parameter is useful for locating a phone in environments that have multiple sources of location information.</p> <p>LLDP (default for Generic Base Profile) – Use the network switch as the source of location information.</p> <p>MS_E911_LIS (default for Lync Base Profile)– Use the Skype for Business Server as the source of location information.</p> <p>CONFIG – You can manually configure the source of location information. Skype only.</p> <p>LIS – Use the location information server as the source of location information. Generic Base Profile only.</p> <p>DHCP – Use DHCP as the source of location information. Generic Base Profile only.</p> <p>If location information is not available from a default or configured source, the fallback priority is as follows:</p> <p>Generic Base Profile: No fallback supported for Generic Base Profile</p> <p>Lync Base Profile: MS_E911_LIS > CONFIG > LLDP</p>	No
site.cfg	feature.E911.enabled	<p>0 (default) – Disable the E.911 feature. The INVITE sent for emergency calls from the phone does not include the geolocation header, geolocation option in supported header, geolocation-routing header, or the GEOPRIV location object.</p> <p>1 – Enable the E.911 feature. The INVITE sent for emergency calls from the phone includes the geolocation header defined in RFC 6442 and PIDF presence element as specified in RFC3863 with a GEOPRIV location object specified in RFC4119 for in Open SIP environments.</p> <p>This parameter is mutually exclusive of the GENBAND E.911 feature and if this parameter and <code>feature.genband.E911.enabled</code> are enabled, this parameter takes precedence.</p>	No

<i>Template</i>	<i>Parameter</i>	<i>Permitted Values</i>	<i>Change Causes Restart or Reboot</i>
site.cfg	feature.E911.HELD.requestType	Any (default) - Send a request to the Location Information Server (LIS) to return either 'Location by Reference' or 'Location by Value'. Note this is not the 'Any' value referred to in RFC 5985. Civic – Send a request to the LIS to return a location by value in the form of a civic address for the device as defined in RFC 5985. RefID – Send a request to the LIS to return a set of Location URIs for the device as defined in RFC 5985.	No
site.cfg	feature.E911.HELD.server	NULL (default) Set the IP address or hostname of the Location Information Server (LIS) address. For example, host.domain.com or https://xxx.xxx.xxx.xxx.	No
site.cfg	feature.E911.HELD.username	NULL (default) Set the user name used to authenticate to the Location Information Server.	No
site.cfg	feature.E911.HELD.password	NULL (default) Set the password used to authenticate to the Location Information Server.	No
site.cfg	voIpProt.SIP.header.priority.enable	0 (default) – Do not include a priority header in the E.911 INVITE message. 1 - Include a priority header in the E.911 INVITE message.	No
site.cfg	voIpProt.SIP.header.geolocation-routing.enable	0 (default) – Do not include the geolocation-routing header in the E.911 INVITE message. 1 - Include the geolocation-routing header in the E.911 INVITE message.	No
site.cfg	feature.E911.HELD.secondary.server	Set the IP address or hostname of the secondary Location Information Server (LIS) address. For example, host.domain.com or https://xxx.xxx.xxx.xxx. NULL (default) Dotted-decimal IP address Hostname Fully-qualified domain name (FQDN)	No

<i>Template</i>	<i>Parameter</i>	<i>Permitted Values</i>	<i>Change Causes Restart or Reboot</i>
site.cfg	feature.E911.HELD.secondary.username	Set a user name to authenticate to the secondary Location information Server (LIS). NULL (default) String	No
features.cfg	feature.acousticFenceUI.enabled	0 (default)—Hide the Acoustic Fence Configuration setting on the phone menu. 1—Display the Acoustic Fence Configuration setting on the phone menu.	No
site.cfg	feature.E911.HELD.secondary.password	Set a password to authenticate to the secondary LIS. NULL (default) String	No
reg-advanced.cfg	reg.X.rfc3329MediaSec.enable	0 – Disables the media security mechanisms negotiated between Phone and Outbound proxy without the need of multiple m-lines in the Session Description Protocol. 1 – Enables the media security mechanisms negotiated between Phone and Outbound proxy without the need of multiple m-lines in the Session Description Protocol.	No
site.cfg	voice.codecPref.SILK.8ksps	Set the SILK audio codec preference for the supported codec sample rates. 0 (default)	No
site.cfg	voice.codecPref.SILK.12ksps	Set the SILK audio codec preference for the supported codec sample rates.	No
site.cfg	voice.codecPref.SILK.16ksps	Set the SILK audio codec preference for the supported codec sample rates. 0 (default)	No
site.cfg	voice.codecPref.SILK.24ksps	Set the SILK audio codec preference for the supported codec sample rates. 0 (default)	No
site.cfg	voice.audioProfile.SILK.8ksps.encMaxAvgBitrateKbps	Set the maximum average encoder output bitrate in kilobits per second (kbps/s) for the supported SILK sample rate. 20 kbps (default) 6 - 20 kbps	No

<i>Template</i>	<i>Parameter</i>	<i>Permitted Values</i>	<i>Change Causes Restart or Reboot</i>
site.cfg	voice.audioProfile.SILK.12ksps.encMaxAvgBitrateKbps	Set the maximum average encoder output bitrate in kilobits per second (kbps/s) for the supported SILK sample rate. 25 kbps (default) 7 - 25 kbps	No
site.cfg	voice.audioProfile.SILK.16ksps.encMaxAvgBitrateKbps	Set the maximum average encoder output bitrate in kilobits per second (kbps/s) for the supported SILK sample rate. 30 kbps (default) 8 - 30 kbps	No
site.cfg	voice.audioProfile.SILK.24ksps.encMaxAvgBitrateKbps	Set the maximum average encoder output bitrate in kilobits per second (kbps/s) for the supported SILK sample rate. 40 kbps (default) 12 - 40 kbps	No
site.cfg	voice.audioProfile.SILK.encComplexity	Specify the SILK encoder complexity. The higher the number the more complex the encoding allowed. 2 (default) 0-2	No
site.cfg	voice.audioProfile.SILK.encDTXEnable	0 (default) - Disable Enable Discontinuous transmission (DTX). 1 - Enable DTX in the SILK encoder. Note that DTX reduces the encoder bitrate to 0bps during silence.	No
site.cfg	voice.audioProfile.SILK.encExpectedPktLossPercent	Set the SILK encoder expected network packet loss percentage. A non-zero setting allows less inter-frame dependency to be encoded into the bitstream, resulting in increasingly larger bitrates but with an average bitrate less than that configured with voice.audioProfile.SILK.*. 0 (default) 0-100	No

<i>Template</i>	<i>Parameter</i>	<i>Permitted Values</i>	<i>Change Causes Restart or Reboot</i>
site.cfg	voice.audioProfile.SILK.encInbandFECEnable	0 (default) - Disable inband Forward Error Correction (FEC) in the SILK encoder. 1 - Enable inband FEC in the SILK encoder. A non-zero value here causes perceptually important speech information to be sent twice: once in the normal bitstream and again at a lower bitrate in later packets, resulting in an increased bitrate.	No
site.cfg	voice.audioProfile.SILK.MaxPTime	Specify the maximum SILK packet duration in milliseconds (ms). 20 ms	No
site.cfg	voice.audioProfile.SILK.MinPTime	Specify the minimum SILK packet duration in milliseconds (ms). 20 ms	No
site.cfg	voice.audioProfile.SILK.pTime	The recommended received SILK packet duration in milliseconds (ms). 20 ms	No
site.cfg	feature.E911.usagerule.retransmission	0 (default) - The recipient of this Location Object is not permitted to share the enclosed Location Information, or the object as a whole, with other parties. 1 - Distributing this Location is permitted.	No
sip-interop.cfg	voIpProt.SIP.assuredService.enable	0 (default) – Disables the AS-SIP feature. 1 – Enables the AS-SIP feature.	No
sip-interop.cfg	voIpProt.SIP.assuredService.defaultPriority	Default priority assigned to an outgoing call. 1 (default) 1 to 10 This value will be overridden if priority got assigned from a dial plan for that number.	No
sip-interop.cfg	voIpProt.SIP.assuredService.precedenceThreshold	The minimum call priority required for a call to be considered a precedence call. 2 (default) 1 to 10	No
sip-interop.cfg	voIpProt.SIP.assuredService.serverControlled	1 (default) - The precedence level for an outgoing call is owned by the server or non-EI equipment. the precedence level may appear in SIP responses and it may differ from the level originally set by the phone; 0 - The precedence level is owned by the phone and must not change.	No

<i>Template</i>	<i>Parameter</i>	<i>Permitted Values</i>	<i>Change Causes Restart or Reboot</i>
sip-interop.cfg	voIpProt.SIP.assuredService.preemptionAutoTerminationDelay.local	Duration in seconds after a local preemption event before a call appearance is automatically cleared. 0 (default) 0- 3600	No
sip-interop.cfg	voIpProt.SIP.assuredService.preemptionAutoTerminationDelay.remote	Duration in seconds after a remote preemption event before a call appearance is automatically cleared. 3 (default) 0-3600	No
reg-advanced.cfg	voIpProt.SIP.assuredService.namespace	The namespace scheme to use in SIP signaling. UCRdsn (default) dsn, drsn, UCRdsn, UCRdrsn, custom, ets	No
reg-advanced.cfg	voIpProt.SIP.assuredService.namespace.label.dsn.x	Small string to be used to label each precedence level (priority) in the user-interface. "R", "P", "I", "F", "FO" (default) Null – Priority value will be used. UTF-8 string	No
reg-advanced.cfg	voIpProt.SIP.assuredService.namespace.label.drsn.x	The namespace scheme for drsn to use in SIP signaling. "R", "P", "I", "F", "FO", "FO+" (default) Null – Priority value will be used. UTF-8 string	No
reg-advanced.cfg	voIpProt.SIP.assuredService.namespace.label.UCRdsn.x	The namespace scheme for UCRdsn to use in SIP signaling. "R", "P", "I", "F", "FO" (default) Null – Priority value will be used. UTF-8 string	No
reg-advanced.cfg	voIpProt.SIP.assuredService.namespace.label.custom.x	The custom namespace label used for SIP signaling. Null (default) UTF-8 string	No
sip-interop.cfg	voIpProt.SIP.assuredService.namespace.custom.name	The name for the custom namespace label. Null (default) String	No

<i>Template</i>	<i>Parameter</i>	<i>Permitted Values</i>	<i>Change Causes Restart or Reboot</i>
sip-interop.cfg	voIpProt.SIP.assuredService.namespace.custom.priority.x	The namespace priority values, lowest to highest. Null (default) String	No
site.cfg	sec.TLS.LDAP.customCaCertUrl	Enter the URL location from where the phone can download LDAP server certificates. String (default) 0 – Minimum 255 – Maximum You must configure parameters dir.corp.address and feature.corporateDirectory.enabled as well to enable this parameter.	No
features.cfg	feature.instantMessaging.displayTimeout	Specify the time in minutes instant messages display. Messages display until one of the following occurs: Timeout Another instant message is received A popup message displays The phone receives an incoming call The user presses any key or message on the phone 1 minute (default) 1 – 60 minutes	No
features.cfg	feature.instantMessaging.ring	instantMessage (default) – The phone plays a configured tone when an emergency instant message is received. Silent – No tone is played	No
features.cfg	feature.instantMessaging.enabled	0 (default) – The phone does not display emergency instant messages. 1 - Received emergency instant messages display on the phone	No
features.cfg	feature.EFKLineKey.enabled	0 (default) – Does not allow to configure EFK as a line key. 1 – Allows to configure EFK as a line key. Before you enable this parameter, make sure the parameter value for feature.enhancedFeatureKeys.enabled is set to 1.	No

<i>Template</i>	<i>Parameter</i>	<i>Permitted Values</i>	<i>Change Causes Restart or Reboot</i>
features.cfg	bluetooth.device.discoverable	Specifies the discovery mode to hide/unhide the visibility of the VVX phone to other devices. 1 (Default) – Enable the discoverable mode. 0 – Disable the discoverable mode.	No
features.cfg	bluetooth.device.name	Specifies the Bluetooth device name of the device. String (default) 1 – Minimum 20 – Maximum	No
features.cfg	up.basicSettings.factoryResetEnabled	0 (default) - Reset to Factory option is not displayed under basic settings menu. 1 – Reset to Factory option is displayed under basic settings menu.	No
features.cfg	up.screenCapture.value	0 (default) - Disables the screen capture feature. 1 - Enables the screen capture feature.	No
features.cfg	up.sysFreeMemThresholdPercent	Set the threshold of free memory, in percentage, below which the phone displays a warning message. 20 percent (default) 20 – 30 percent	No
features.cfg	up.lowSysMemWarn.timeInMins	Set the interval, in minutes, that the phone's free memory is checked. 0 (default) 0 - 1440 minutes	No
features.cfg	attendant.resourceList.x.rejectParkOnBusy	0 (default) - Parks the call even when the park orbit already has a call parked to it. 1 – Rejects the call park when the park orbit already has a call parked and alerts the user with a popup message.	No
features.cfg	feature.wpad.enabled	1 (default) – Enable WPAD. 0 – Disable WPAD. You can configure values for this parameter from your provisioning server or from the phone.	Yes
features.cfg	feature.wpad.curl	Enter the Proxy Auto-Configuration (PAC) file location.	Yes

<i>Template</i>	<i>Parameter</i>	<i>Permitted Values</i>	<i>Change Causes Restart or Reboot</i>
features.cfg	feature.wpad.proxy	<p>Configure the web proxy server address. If you configure this parameter with a proxy address, the VVX phones do not discover DHCP or DNS-A or fetch the PAC file even if you configure a PAC file location using <code>feature.wpad.url</code>.</p> <p>You can specify multiple proxies using this parameter by separated each with a semicolon the same way you specify them in the PAC file. For example:</p> <p>PROXY 0.10.1.1:8080; PROXY 10.12.2.1:8080</p>	Yes
features.cfg	feature.wpad.proxy.username	Enter the user name to authenticate with the proxy server.	Yes
features.cfg	feature.wpad.proxy.password	<p>Enter the password to authenticate with the proxy server.</p> <p>The credentials you can use depend on how authentication is enabled on the proxy server. You can use administrator or user credentials. If Skype for Business Active Directory is integrated with the proxy server, you do not need to configure user name or password credentials.</p>	Yes
features.cfg	feature.HotDesking.enabled	<p>1 (default) – Enables the Hot Desking feature.</p> <p>0 – Disables the Hot Desking feature.</p>	No
features.cfg	feature.CAP.enabled	<p>0 (default) - Disabled the Common Area Phone mode.</p> <p>1 - Enables the Common Area Phone mode.</p>	No
features.cfg	feature.voicemail.enabled	<p>1 (default) – Enables the voicemail feature on the phone to receive Exchange or SIP voicemail stored on the server.</p> <p>0 – Disables voicemail feature on the phone to receive Exchange or SIP voicemails stored on the server.</p>	No
features.cfg	homeScreen.BToE.enable	<p>1 (default) - Displays the BToE widget on the phone's home screen.</p> <p>0 - Does not display the BToE widget on the phone's home screen.</p>	No

<i>Template</i>	<i>Parameter</i>	<i>Permitted Values</i>	<i>Change Causes Restart or Reboot</i>
site.cfg	dns.cache.A.networkOverride	<p>0 (default) - Does not allow the static DNS A record entry to take priority over dynamic network DNS.</p> <p>1 – Allows the static DNS cached A record entry to take priority over dynamic network DNS. Moreover, the DNS TTL value is ignored.</p>	No
firewall-nat.cfg	tcpIpApp.ice.policy	<p>The default policy is set as per the phone model.</p> <p>Default (default)</p> <p>DefaultV VX201</p> <p>DefaultV VX300</p> <p>DefaultV VX301</p> <p>DefaultV VX310</p> <p>DefaultV VX311</p> <p>DefaultV VX400</p> <p>DefaultV VX401</p> <p>DefaultV VX410</p> <p>DefaultV VX411</p> <p>DefaultV VX500</p> <p>DefaultV VX501</p> <p>DefaultV VX600</p> <p>Legacy – Support the legacy behavior of ICE stack.</p> <p>Custom – Tune the following ICE parameters according to network conditions:</p> <p>tcpIpApp.ice.NetworkMode</p> <p>tcpIpApp.ice.MaxCandidateGatheringInParallel</p> <p>tcpIpApp.ice.MaxConnectivityChecksInParallel</p> <p>tcpIpApp.ice.ConnCheckIntervalPairs</p> <p>tcpIpApp.ice.ConnCheckIntervalRetries</p> <p>tcpIpApp.ice.ReflexiveChecksRequired</p> <p>tcpIpApp.ice.MaxRetries</p>	No
firewall-nat.cfg	tcpIpApp.ice.NetworkMode	<p>TCPUDP (default) – Gathers all the possible UDP and TCP ice candidates.</p> <p>TCPOnly – Gathers all the TCP candidates along with UDP host candidates.</p> <p>UDPOnly - Gathers all the UDP candidates.</p>	No

<i>Template</i>	<i>Parameter</i>	<i>Permitted Values</i>	<i>Change Causes Restart or Reboot</i>
firewall-nat.cfg	tcpIpApp.ice.MaxCandidateGatheringInParallel	<p>The number of ICE candidates gathering threads run in parallel in the maximum time span of 2 seconds for simultaneous incoming calls only.</p> <p>2 (default)</p> <p>2 – 24</p> <p>The default value for tcpIpApp.ice.MaxCandidateGatheringInParallel parameter is set to 3 when using VVX 201 business media phone. For all other VVX platforms, the default value is set to 5.</p>	No
firewall-nat.cfg	tcpIpApp.ice.MaxConnectivityChecksInParallel	<p>The number of ICE connectivity checks threads run in parallel in the maximum time span of 30 seconds (connectivity checks will be complete in 1 sec after answering call in general) for simultaneous incoming calls only.</p> <p>2 (default)</p> <p>1 – 24</p> <p>The default value for tcpIpApp.ice.MaxConnectivityChecksInParallel parameter is set as follows when using the corresponding VVX platforms:</p> <p>For VVX 201, 300, 310, 400 phones, value is set to 1.</p> <p>For VVX 410 phone, value is set to 2.</p> <p>For VVX 600 phone, value is set to 3.</p> <p>For VVX 301, 311, 401, 411, 500 phones, value is set to 5.</p> <p>For VVX 501 and 601 phones, value is set to 7.</p>	No
firewall-nat.cfg	tcpIpApp.ice.ConnCheckInetvalPairs	<p>Time interval to serialize first attempt of connectivity check of identified ice candidate pairs per call.</p> <p>25 (default)</p> <p>25 – 100 ms</p>	No
firewall-nat.cfg	tcpIpApp.ice.ConnCheckInetvalRetries	<p>Time interval to serialize the retry attempts of connectivity check for identified pairs per call.</p> <p>50 (default)</p> <p>25 – 100 ms</p> <p>The default value for tcpIpApp.ice.ConnCheckInetvalRetries parameter is set to 100 when using any VVX platform</p>	No

<i>Template</i>	<i>Parameter</i>	<i>Permitted Values</i>	<i>Change Causes Restart or Reboot</i>
firewall-nat.cfg	tcpIpApp.ice.ReflexiveChecksRequired	To determine whether reflexive candidates to be collected as part of ice candidates collection. 1 (default) - TCP and UDP reflexive candidates will be collected in candidate gathering process. 0 - TCP and UDP reflexive candidates will not be collected in candidate gathering process.	No
firewall-nat.cfg	tcpIpApp.ice.MaxRetries	The maximum number of retry attempts performed on each ICE connectivity check pair identified incase of request timeout or upon failure. 2 (default) 2 – 24 The default value for tcpIpApp.ice.MaxRetries parameter is set to 5 when using any VVX platform.	No
features.cfg	up.LineViewCallStatus.enabled	0 (Default) - In an active call, the active call screen displays. Any incoming or outgoing call triggers the display of the active call screen. 1 - During an incoming call and in an active call, the line view displays and call details display on the status ribbon.	No
features.cfg	up.LineViewCallStatus.timeout	Specify the timeout period after which the phones go back to the Line Screen when the user goes to the Active Call Screen from the Line View. Available on the VVX Business Media phones that include VVX 101, 201, 3xx, 4xx, 5xx and 6xx series. 10 (default) - The phone returns to the line screen after 10 seconds. 2 - 10 - Specify the seconds after which the phone returns to the line screen.	No

<i>Template</i>	<i>Parameter</i>	<i>Permitted Values</i>	<i>Change Causes Restart or Reboot</i>
features.cfg	up.OffHookLineView.enabled	Specify the timeout period after which the phones go back to the Line Screen when the user goes to the Active Call Screen from the Line View. Available on the VVX Business Media phones that include VVX 101, 201, 3xx, 4xx, 5xx and 6xx series. 10 (default) - The phone returns to the line screen after 10 seconds. 2 - 10 - Specify the seconds after which the phone returns to the line screen.	No

Resolved Issues

The following table lists the resolved issues in UC Software 5.7.0.

Resolved Issues in UC Software 5.7.0

<i>Category</i>	<i>Issue Number</i>	<i>Description</i>
Application	EN-57707	When <code>saf.x.set</code> parameter is set to "/", the phone continues to download and upgrade the software repeatedly.
Application	EN-41829	VVX business media phone does not update the calendar events as per new time format after changing the time format from 12 hours to 24 hours and vice versa.
Application	EN-41828	VVX business media phone unable to search for active directory contacts in Outlook.
Application	EN-41788	The VVX business media phones still display the meeting status as 'Out of Office' even after the 'Out of Office' meeting status time is over.
Application	EN-33257	VVX business media phone does not update Outlook Contact display name on reboot.
Application	EN-58143	During an inbound call with BToE client, the BToE application crashes randomly while transferring the call via PC.
Application	EN-58108	In some cases, the Skype for Business client crashes when answering a call from VVX business media phone paired to the BToE client.
Audio	EN-41579	The phone starts playing local ringtone when PEM is received as inactive in a non-active dialog. By setting <code>voIpProt.SIP.ignore.pEarlyMediaInactive=1</code> , the phone stops playing ringtone.

<i>Category</i>	<i>Issue Number</i>	<i>Description</i>
Audio	EN-35866	Using G.729 codec on the VVX business media phones with HD voice handset causes audio to be muffled.
Audio	EN-33578	A one-way Rx audio is observed when answering the fifth incoming call on the VVX business media phone, while four other calls are in the ringing state.
Audio	EN-32525	When the VVX 1xx, 2xx, 3xx, and 4xx series business media phones receive close to 20 incoming calls during an active call, and the call waiting is disabled, the phone experiences an audio issue.
Audio	EN-32447	The VVX business media phone takes 4-5 seconds to establish an audio when answering the Skype for Business response group call.
Audio	EN-59507	In a Boss-Admin setup, VVX business media phone does not play the customized ringtone configured for the boss line when Boss places a call to VVX business media phone using Skype for Business client.
Audio	EN-60423	When rejoining a Skype for Business meeting, VVX business media phone does not receive any audio in a PC audio mode.
Audio	EN-58139	VVX 411 and 500 business media phones do not ring for an incoming call when paired with BToE 3.6.0 version.
Calling	EN-59839	VVX D60 does not dial a voicemail number that contains alphanumeric text.
Calling	EN-59146	During an incoming call, the VVX business media phones play two short tones instead of the configured ringtone.
Calling	EN-56175	A delay in audio is observed when the incoming call is answered using the D60 handset.
Calling	EN-50018	When you simultaneously keep receiving a PTT call during an active call, the call hold reminder tone continues to play even when the call is disconnected and phone is in idle state.
Calling	EN-46916	The VVX business media phone freezes during the call when the digits are pressed quickly.
Calling	EN-44612	Blind transfer fails on a D60 handset if the call is answered on the twinned line.
Calling	EN-42829	Call input screen is not populated to perform a call transfer in line view on the VVX 400 business media phone.
Calling	EN-42469	The D60 assigned lines becomes usable when the D60 handset is twinned with a shared line of VVX business media phone which has Flexible Line Key (FLK) enabled.
Calling	EN-41307	The VVX business media phones does not end or reject the incoming call after the handset is put on-hook quickly.
Calling	EN-33761	If the URL dialing feature is disabled, the first two digits are missing from the call list when the user dials a URI number.

Category	Issue Number	Description
Calling	EN-32936	In a Skype for Business environment, the VVX business media phone does not display the Shared Line Appearance (SLA) remote notifications approximately after 30 minutes.
Calling	EN-32556	In a Shared Call appearance, remote resume fails when <code>sec.srtp</code> parameter is enabled.
Calling	EN-32424	When the configuration parameter <code>voIpProt.SIP.RFC3261TimerI</code> is set to 1, the VVX business media phone sends 481 response code to second INVITE after rejecting initial INVITE message with 488 response even when the transaction timeout is zero, as per specification for Transmission Control Protocol (TCP) transport.
Calling	EN-32376	The user is not able to answer an incoming call through Push API on a VVX business media phone, when full-screen splash is displayed on the phone's User Interface.
Calling	EN-27336	Lowering Maximum Transmission Unit (MTU) on VVX 500 and 600 series business media phones causes high load on session border controller (SBC) due to excessive fragmented packets.
Configuration	EN-35343 EN-55322	On the Polycom Trio and VVX business media phones, when the AutoDiscover option in the web server is disabled and the exchange server URL is blank, the configuration parameter <code>exchange.server.url</code> is not removed and is saved as a blank value.
Configuration	EN-50699	Bluetooth, when enabled, is not in effect sometimes after the Reboot/Restart/Upgrade.
Contact	EN-41973	VVX business media phones does not display search results of the contacts stored in Microsoft Outlook.
Contacts	EN-31282	Speed dials are not displayed for a short time when logging out and back in during the change in the destination directory file.
Directories/ Address Books	EN-58217	The VVX business media phone displays the message "More entries found, refine search" when the number of entries displayed by Open LDAP server is equal to the value of parameter <code>dir.corp.pageSize</code> or <code>dir.corp.PageSize-1</code> .
Directories/Ad dress Books	EN-27331	While searching for any contact in the LDAP directory after the phone reboots, the phone displays a message indicating no entries found.
Directories/Ad dress Books	EN-27320	The VVX business media phones do not allow users to Add/Delete contact from GENBAND's Personal Address Book (PAB) list.
General	EN-32437	The VVX 600/601 business media phones do not pair with Bose QC35/Plantronics voyager headsets.
General	EN-59463	Users are intermittently signed out from VVX business media phone registered to Skype for Business server when using Web Configuration Utility to sign-in.

<i>Category</i>	<i>Issue Number</i>	<i>Description</i>
General	EN-58671	The VVX business media phones generate core dumps when an image type is not received from Skype for Business server.
Hardware	EN-32504	A possible memory leak makes SoundStructure VoIP Card unresponsive overtime.
Network	EN-55660	When the VVX business media phone is set to the forced 1000FD mode and is connected to a Cisco switch having Auto-Negotiation disabled, the LAN connection in the phone goes down.
Network	EN-41781	When the parameter <code>softkey.feature.buddies</code> is enabled, Contact soft key has display issues on the phone's user interface.
Network	EN-32579	VVX D60 base station incorrectly configures its PC port into voice VLAN resulting in the PC/laptop device connected to PC port getting into Voice VLAN.
Network	EN-34311	When the last p-early-media message is set as inactive, the phone does not send RTP packets after 200 OK response for INVITE.
Network	EN-35844	VVX business media phones fail to register to Office 365 through a non-federated account.
Provisioning	EN-31362	When the <code>log.render.file.upload.append="0"</code> , no logs are uploaded to provisioning server.
Security	EN-57843	The VVX business media phone's microbrowser does not send Server Name Indication (SNI) in TLS negotiation.
Security	EN-54673	The VVX business media phone re-registers and gets unregistered immediately when changing the transport protocol from a non-secure mode to secure mode along with TLS profile configuration.
Security	EN-33164	The VVX business media phone shows the password as plain text in the phone information menu when the password is provided as a part of server address.
Security	EN-32360	The VVX business media phone fails to authenticate to Microsoft Exchange when the Active Directory domain UPN does not match the SIP domain name.
User Interface	EN-56894	The VVX business media phone displays corrupt characters for date/time display at the status bar when the preferred language is set as Irish or Spanish.
User Interface	EN-56736	VVX 101, 201, 300, 301, 310, 311 business media phone displays the "Enabled" and "Disabled" text incorrectly on the phone's user interface upon changing to Korean language.
User Interface	EN-55129	When changing the language from French for France (fr-fr) to French for Canada (fr-ca) or vice versa, the VVX business media phone requires a reboot to display the translated words on the phone's user interface.

<i>Category</i>	<i>Issue Number</i>	<i>Description</i>
User Interface	EN-41819	The VVX business media phone continues to display the missed calls list even after viewing the missed call numbers in the call history.
User Interface	EN-35238	VVX business media phone incorrectly displays the newly added Outlook Contacts in Korean language.
User Interface	EN-34913	When VVX business media phone is registered to BroadSoft server and is subscribed to as-feature-event, the phone sends a SIP 403 forbidden message in response to Session Border Controllers (SBC).
User Interface	EN-33681	VVX business media phones registered to Skype for Business and Exchange server continues to display a meeting reminder pop-up even after joining the same meeting using Join button.
User Interface	EN-32874	The position of the GuestIn soft key changes incorrectly when the parameter softkey.feature.directories is enabled or disabled.
Video	EN-32443	On VVX 500/600 business media phones, the video stops when the server sends unsupported audio and supported video codecs in re-INVITE.

Get Help

For more information about installing, configuring, and administering Polycom products, refer to Documents and Downloads at [Polycom Support](#).

To find all Polycom partner solutions, see [Polycom Global Strategic Partner Solutions](#).

The Polycom Community

The [Polycom Community](#) gives you access to the latest developer and support information. Participate in discussion forums to share ideas and solve problems with your colleagues. To register with the Polycom Community, create a Polycom online account. When logged in, you can access Polycom support personnel and participate in developer and support forums to find the latest information on hardware, software, and partner solutions topics.

Copyright and Trademark Information

Copyright© 2018, Polycom, Inc. All rights reserved. No part of this document may be reproduced, translated into another language or format, or transmitted in any form or by any means, electronic or mechanical, for any purpose, without the express written permission of Polycom, Inc.

6001 America Center Drive
San Jose, CA 95002
USA

Trademarks

Polycom®, the Polycom logo and the names and marks associated with Polycom products are trademarks and/or service marks of Polycom, Inc. and are registered and/or common law marks in the United States and various other countries.



All other trademarks are property of their respective owners. No portion hereof may be reproduced or transmitted in any form or by any means, for any purpose other than the recipient's personal use, without the express written permission of Polycom.

Disclaimer

While Polycom uses reasonable efforts to include accurate and up-to-date information in this document, Polycom makes no warranties or representations as to its accuracy. Polycom assumes no liability or responsibility for any typographical or other errors or omissions in the content of this document.

Limitation of Liability

Polycom and/or its respective suppliers make no representations about the suitability of the information contained in this document for any purpose. Information is provided "as is" without warranty of any kind and is subject to change without notice. The entire risk arising out of its use remains with the recipient. In no event shall Polycom and/or its respective suppliers be liable for any direct, consequential, incidental, special, punitive or other damages whatsoever (including without limitation, damages for loss of business profits, business interruption, or loss of business information), even if Polycom has been advised of the possibility of such damages.

End User License Agreement

BY USING THIS PRODUCT, YOU ARE AGREEING TO THE TERMS OF THE END USER LICENSE AGREEMENT (EULA) AT: <http://documents.polycom.com/indexes/licenses>. IF YOU DO NOT AGREE TO THE TERMS OF THE EULA, DO NOT USE THE PRODUCT, AND YOU MAY RETURN IT IN THE ORIGINAL PACKAGING TO THE SELLER FROM WHOM YOU PURCHASED THE PRODUCT.

Patent Information

The accompanying product may be protected by one or more U.S. and foreign patents and/or pending patent applications held by Polycom, Inc.

Open Source Software Used in this Product

This product may contain open source software. You may receive the open source software from Polycom up to three (3) years after the distribution date of the applicable product or software at a charge not greater than the cost to Polycom of shipping or distributing the software to you. To receive software information, as well as the open source software code used in this product, contact Polycom by email at OpenSourceVideo@polycom.com.

Customer Feedback

We are striving to improve our documentation quality and we appreciate your feedback. Email your opinions and comments to DocumentationFeedback@polycom.com.

Polycom Support

Visit [Polycom Support](#) for End User License Agreements, software downloads, product documents, product licenses, troubleshooting tips, service requests, and more.