



SOLUTION GUIDE

September 2019 | 3725-86433-001 Rev A

Polycom RealPresence DMA for Amazon AWS Cloud Environment



Copyright© 2019, Polycom, Inc. All rights reserved. No part of this document may be reproduced, translated into another language or format, or transmitted in any form or by any means, electronic or mechanical, for any purpose, without the express written permission of Polycom, Inc.

6001 America Center Drive San Jose, CA 95002

USA

Trademarks Polycom®, the Polycom logo and the names and marks associated with Polycom products are trademarks and/or service marks of Polycom, Inc. and are registered and/or common law marks in the United States and various other countries.



All other trademarks are property of their respective owners. No portion hereof may be reproduced or transmitted in any form or by any means, for any purpose other than the recipient's personal use, without the express written permission of Polycom.

End User License Agreement By installing, copying, or otherwise using this product, you acknowledge that you have read, understand and agree to be bound by the terms and conditions of the End User License Agreement for this product. The EULA for this product is available on the Polycom Support page for the product.

Patent Information The accompanying product may be protected by one or more U.S. and foreign patents and/or pending patent applications held by Polycom, Inc.

Open Source Software Used in this Product This product may contain open source software. You may receive the open source software from Polycom up to three (3) years after the distribution date of the applicable product or software at a charge not greater than the cost to Polycom of shipping or distributing the software to you. To receive software information, as well as the open source software code used in this product, contact Polycom by email at OpenSourceVideo@polycom.com (for video products) or OpenSourceVoice@polycom.com (for voice products).

Disclaimer While Polycom uses reasonable efforts to include accurate and up-to-date information in this document, Polycom makes no warranties or representations as to its accuracy. Polycom assumes no liability or responsibility for any typographical or other errors or omissions in the content of this document.

Limitation of Liability Polycom and/or its respective suppliers make no representations about the suitability of the information contained in this document for any purpose. Information is provided "as is" without warranty of any kind and is subject to change without notice. The entire risk arising out of its use remains with the recipient. In no event shall Polycom and/or its respective suppliers be liable for any direct, consequential, incidental, special, punitive or other damages whatsoever (including without limitation, damages for loss of business profits, business interruption, or loss of business information), even if Polycom has been advised of the possibility of such damages.

Customer Feedback We are striving to improve our documentation quality and we appreciate your feedback. Email your opinions and comments to DocumentationFeedback@polycom.com.

Polycom Support Visit the [Polycom Support Center](#) for End User License Agreements, software downloads, product documents, product licenses, troubleshooting tips, service requests, and more.

Contents

Overview	4
Configurations	4
RealPresence DMA (CFS Licensing) in AWS with On-premises RPCS (optional) using AWS VPC Connection	4
RealPresence DMA (RealPresence Clariti Solution Licensing using On-premises RPRM) in AWS with On-premises RPCS (optional) using AWS VPC Connection	5
RealPresence DMA (CFS Licensing) in AWS with Open Firewall Ports	6
Installation Instructions	7
AWS Image Creation and Use.....	7
<i>Prerequisites</i>	7
<i>General Steps Overview</i>	7
<i>Important Notes</i>	8
<i>Virtual Machine Size</i>	9
RealPresence DMA Deployment Wizard using the Ease of Deployment Cloud Service.....	10

Overview

The Polycom RealPresence Distributed Media Application (DMA) system is a reliable and scalable video collaboration infrastructure solution you can deploy on-premises or in a cloud environment in edge, core, or combination configurations. For details on the configuration options and how to deploy and configure RealPresence DMA in the Amazon AWS cloud environment, see the Core and Edge Configuration Options section of the *Polycom RealPresence DMA Administrator Guide*.

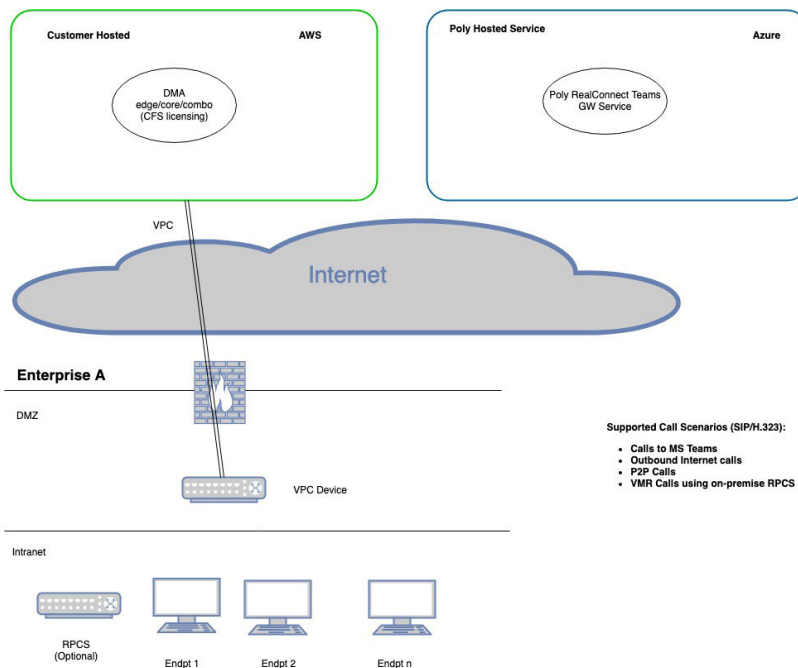
Configurations

The following are the released Amazon AWS configurations.

RealPresence DMA (CFS Licensing) in AWS with On-premises RPCS (optional) using AWS VPC Connection

This configuration includes the following:

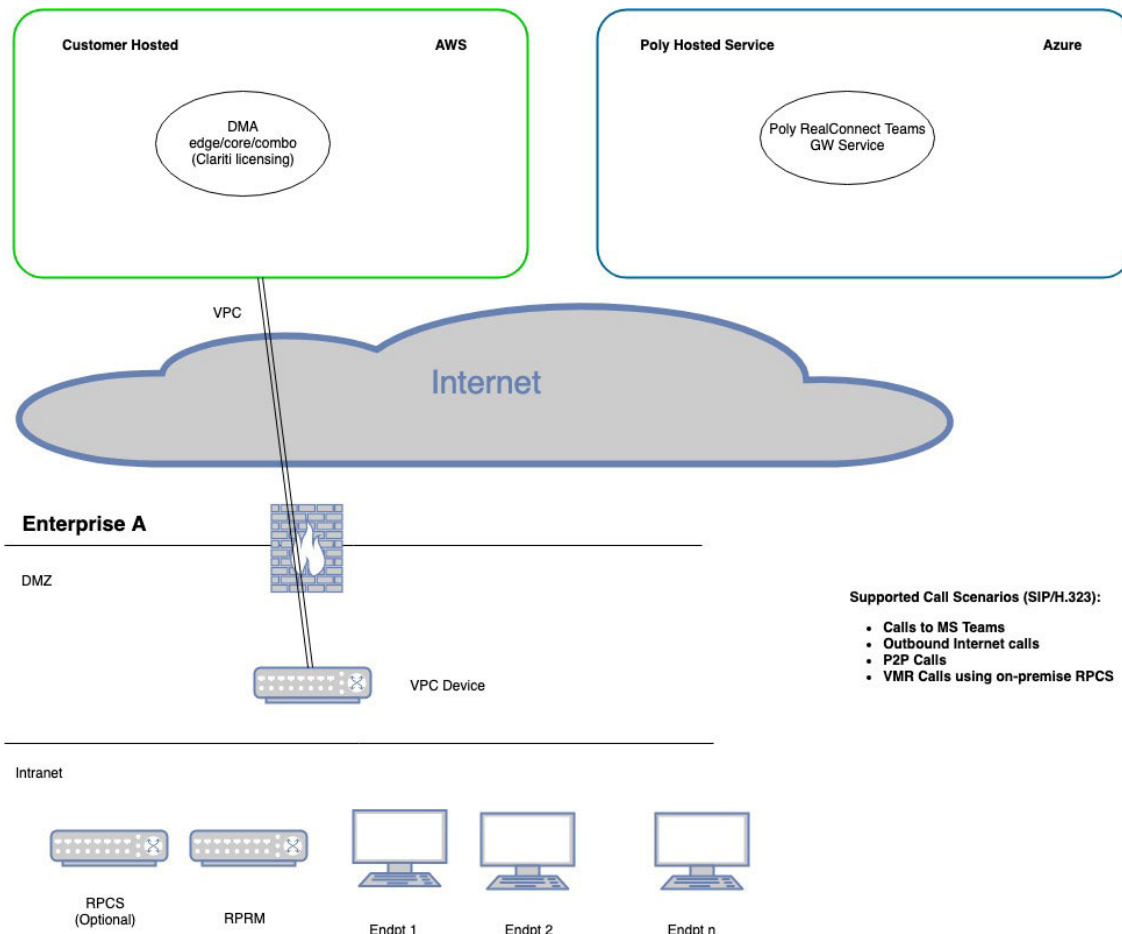
- DMA edge/core/combo is running in AWS using CFS licensing
- There is an enterprise VPC connection to the AWS Cloud
- Endpoints in the enterprise are registered to edge/core/combo DMA in the cloud
- Optional on-premises RPCS for VMR calls
- Supported call scenarios (SIP/H.323):
 - Endpoints in the enterprise can dial in to a cloud VaaS service like Microsoft Teams using the Polycom RealConnect Teams Gateway service
 - Endpoints in the enterprise can connect point-to-point calls between them
 - Endpoints in the enterprise can connect with any outbound internet dialing
 - Endpoints can connect to VMR calls using an on-premises RPCS



RealPresence DMA (RealPresence Clariti Solution Licensing using On-premises RPRM) in AWS with On-premises RPCS (optional) using AWS VPC Connection

This configuration includes the following:

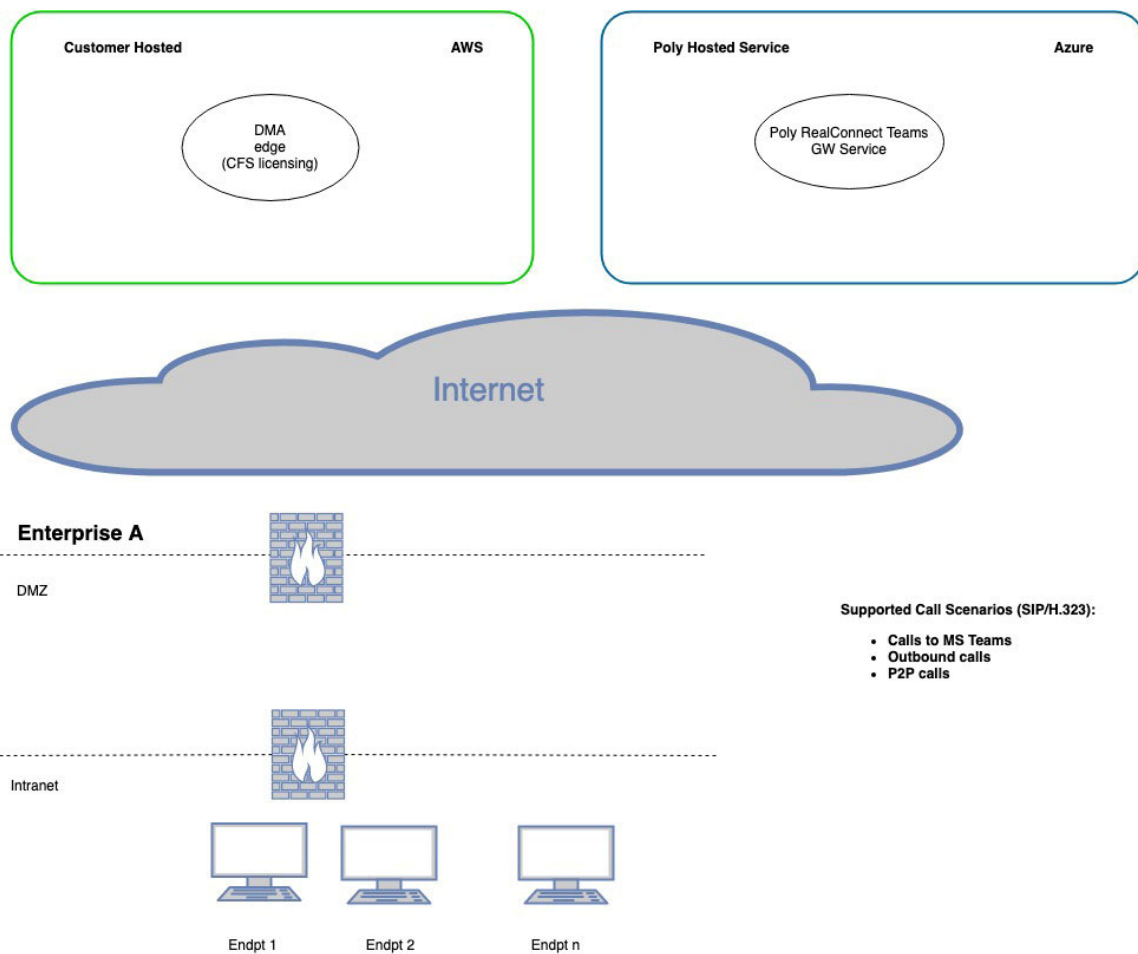
- DMA edge/core/combo is running in AWS using RealPresence Clariti solution licensing with on-premises RPRM
- There is an enterprise VPC connection to the AWS cloud
- Endpoints in the enterprise are registered to edge/core/combo DMA in the cloud
- On-premise RPRM provides Licensing, Device Management, Site Topology Integration & Scheduling
- Optional on-premise RPCS for VMR calls
- Supported call scenarios (SIP/H.323):
 - Endpoints in the enterprise can dial in to a cloud VaaS service like Microsoft Teams using the Polycom RealConnect Teams gateway service
 - Endpoints in the enterprise can connect point-to-point calls between them
 - Endpoints in the enterprise can connect with any outbound internet dialing
 - Endpoints can connect to VMR calls using an on-premise RPCS



RealPresence DMA (CFS Licensing) in AWS with Open Firewall Ports

This configuration includes the following:

- DMA edge is running in AWS using CFS licensing
- There is no on-premise firewall traversal device, but instead all the necessary ports are opened on the enterprise firewalls
- Endpoints in the enterprise are registered to DMA edge in the cloud
- Internet endpoints are registered to DMA edge in the cloud
- Supported call scenarios (SIP/H.323):
 - Endpoints can dial in to a cloud VaaS service like Microsoft Teams using the Polycom RealConnect Teams gateway service
 - Endpoints can connect outbound internet dialing
 - Endpoints can connect point-to-point calls between them



Installation Instructions

AWS Image Creation and Use

Prerequisites

The following are the prerequisites for the Amazon AWS installation:

- We assume that you are very familiar and trained in Amazon AWS. For any information about Amazon AWS refer to Amazon AWS website
- We assume that any AWS-specific configuration like VPC is already available in your environment

General Steps Overview

- 1 Obtain the AWS-specific VM .ova image of DMA.
- 2 If your image file is compressed (Zip or Gzip) expand it to an .ova file.
- 3 Upload the .ova file to a bucket in your S3 storage (for example, vm-images).
- 4 Convert the .ova in the S3 storage to an AMI using AWS tools.
For example: The `aws ec3 import-image` command will initiate the conversion and eventually place an AMI image in your EC2 service. See: <https://docs.aws.amazon.com/vm-import/latest/userguide/vmimport-image-import.html>.
- 5 To create the VM instances see AWS documentation for details.
When you create your instances:
 - a Launch the AMI image, created in the above steps.
 - b Select the correct size of your VM instance based on your DMA capacity needs. See the **Virtual Machine Size** section below.
 - c The VM instance's security settings must allow the appropriate ports and network-access to your VM from your desired network locations as required by the products and services that are required. DNS and NTP should be properly configured in the AWS environment to ensure proper network communication and discovery of host names. If the RealPresence DMA configuration has a public and private IP assigned by default, go to **Network Settings > IPv4** and add the public IP address to the **NAT** field.
 - d The above configuration will deploy the DMA in a single NIC configuration using DHCP. You can deploy a four NIC configuration to segregate WAN side and LAN side traffic, then follow the additional steps mentioned below. Note that static IP addresses will need to be reserved in AWS for a multiple Network interface configuration. DMA does not support DHCP when configuring multiple Network interfaces.
 - i Shut down the DMA instance before attaching additional Network interfaces.
 - ii In AWS, go to **Network & Security > Network Interfaces**. Click **Create Network Interface** and give it the appropriate subnet, IP, and security groups.
 - iii Go to **Instances** and select your DMA instance. Select **Actions > Networking > Attach Network Interface** and select the interface you created to associate it with your instance.

- iv Repeat the previous steps to create and attach additional interfaces.
- v When you are finished creating and attaching the network interfaces, reboot the DMA system to have your network interface display on the GUI and become configurable.
- e Once you create the instances, they are autonomous machine instances that operate per normal Polycom product documentation. You can access the RealPresence DMA GUI using the default login (`admin`) and password (`Polycom12#$`). The administrator should change the default password. Refer to the product documentation for guidance on how to configure the product or configure the product using the DMA Deployment Wizard, see *RealPresence DMA Deployment Wizard using the Ease of Deployment Cloud Service* section below. For additional information see the RealPresence DMA documentation available on the [support site](#).

Important Notes

- For a list of ports you must open on your internal and external firewall, see the [Ports Summary section of the RealPresence DMA Security and Privacy Guide](#).
- In-place product upgrades are not supported for cloud environments. If you need to upgrade, use your system's backup and restore mechanism to restore the configuration to a new instance.
- Poly recommends that you use (purchase) a public static IP address if you want to have a public IP address. Otherwise, if your public IP address changes, you must update the NAT address configuration on the DMA local interface, which requires a system reboot. This process is not the preferred solution.
- RealPresence DMA does not support a High Availability (HA) configuration for AWS deployments.
- Due to the lack of console access in AWS, a special `ec2-user` has been added in DMA that you use to SSH into the instance. This user is a restricted shell user like the DMA product's `dmaremote` user. The default password for both `ec2-user` and `dmaremote` users is: `!/useResponsibly/!`
The `ec2-user` may not be disabled by the system's normal security settings, as it is the only way to access the instance in the event of a problem. Poly recommends that you change the default password (SSH login as that user and alter the password) and/or the general SSH access to the instance using AWS security configurations.
- RealPresence DMA supports both stand-alone licensing (using a CFS key) and licensing through the Polycom License Center (in configurations where you deploy an on-premises RealPresence Resource3 Manager).

Virtual Machine Size

Small Deployment

Amazon EC2 Instance Type

Family	Type	vCPUs	Memory (GiB)	Instance Storage (GB)	EBS-Optimized Available	Network Performance	IPv6 Support
General purpose	a1.2xlarge	8	16	EBS only	Yes	Up to 10 gigabits	Yes

Support DMA Capacities

	Edge DMA	Combo DMA	Core DMA
Concurrent Registrations per cluster	1600	1600	1600
HTTPS tunnel calls (RealPresence Web Suite SIP calls)	200	200	N/A
Number of clusters enabled for conference rooms	N/A	N/A	3
Number of concurrent SIP<->H.323 gateway calls	200	200	200
Number of contacts registered to a Skype for Business server per cluster	N/A	25000	25000
Number of MCUs enabled for conference rooms	N/A	5	5
Number of network usage data points retained per cluster	8,000,000	8,000,000	8,000,000
Number of RealPresence DMA clusters in a supercluster	N/A	N/A	3
	Superclustering not supported		
Number of sites	N/A	100	100
Number of subnets	N/A	1000	1000
Size of Active Directory supported	N/A	1,000,000 users and 1,000,000 groups (You can import up to 10,000 groups)	
Throughput (Mbps)	700	700	N/A
Total concurrent conference room (VMR) calls for a supercluster	N/A	N/A	600
	Superclustering not supported		
Total concurrent conference room (VMR) calls per cluster	200	200	200
Total point-to-point concurrent calls for a supercluster	N/A	N/A	600
	Superclustering not supported		
Total point-to-point concurrent calls for a cluster	200	200	200

Medium-Large Deployment

Amazon EC2 Instance Type

Family	Type	vCPUs	Memory (GiB)	Instance Storage (GB)	EBS-Optimized Available	Network Performance	IPv6 Support
General purpose	a1.4xlarge	8	32	EBS only	Yes	Up to 10 gigabits	Yes

Support DMA Capacities

	Edge DMA	Combo DMA	Core DMA
Concurrent Registrations per cluster	5000	5000	1500
HTTPS tunnel calls (RealPresence Web Suite SIP calls)	200	200	N/A
Number of clusters enabled for conference rooms	N/A	N/A	3
Number of concurrent SIP<->H.323 gateway calls	500	500	500
Number of contacts registered to a Skype for Business server per cluster	N/A	25000	25000
Number of MCUs enabled for conference rooms	N/A	64	64
Number of network usage data points retained per cluster	8,000,000	8,000,000	8,000,000
Number of RealPresence DMA clusters in a supercluster	N/A	N/A	10
	Superclustering not supported		
Number of sites	N/A	500	500
Number of subnets	N/A	5000	5000
Size of Active Directory supported	N/A	1,000,000 users and 1,000,000 groups (You can import up to 10,000 groups)	
Throughput (Mbps)	700	700	N/A
Total concurrent conference room (VMR) calls for a supercluster	N/A	N/A	3600 H.323 only
	Superclustering not supported		10800 SIP only ¹
Total concurrent conference room (VMR) calls per cluster	1000	1000	1200 H.323 only 3600 SIP only
Total point-to-point concurrent calls for a supercluster	N/A	N/A	50000
	Superclustering not supported		
Total point-to-point concurrent calls for a cluster	1000	1000	5000

1 – To support 3600 H.323 or 10800 SIP calls, the supercluster must contain at least three clusters.

RealPresence DMA Deployment Wizard using the Ease of Deployment Cloud Service

The Ease of Deployment cloud service (<https://dma-config.plcm.vc/>) provides a DMA Deployment wizard that streamlines configuration of a RealPresence DMA edge (or combination server) configured server (DMA 10.x).

The wizard asks questions about your network and unified communications environment, then produces a backup file you can upload onto the edge DMA server. It also produces a .csv file or HTML page that contains a list of IP addresses and ports that you must open on your firewall. After you install DMA in the AWS cloud, you can use this DMA Deployment Wizard to configure your DMA.