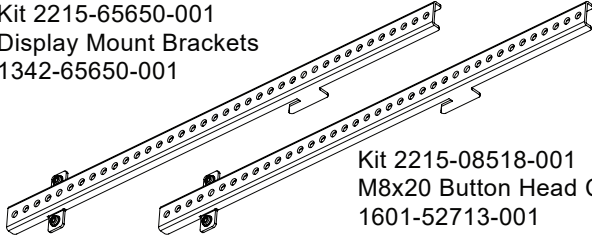


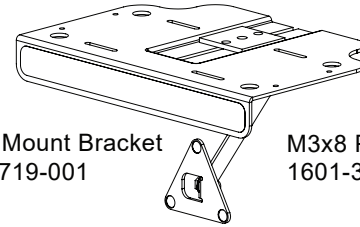
# Polycom® RealPresence® Group Series Media Center with 84-86 Inch Display Supplement

Kit 2215-65650-001  
Display Mount Brackets  
1342-65650-001



Kit 2215-08518-001  
M8x20 Button Head Cap Screw  
1601-52713-001

Kit 2215-68675-001



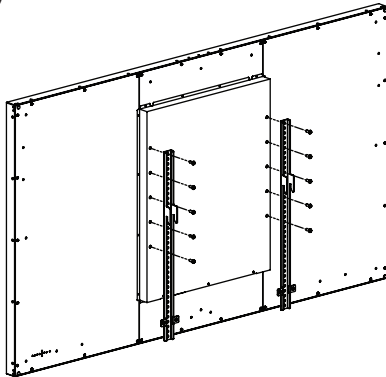
Camera Mount Bracket  
2342-68719-001

M3x8 Pan Head Screw  
1601-37219-008

**1**

For 84 inch displays, install the display mount brackets on the display using five M8 x 20 button head cap screws starting from the topmost hole on each display bracket.

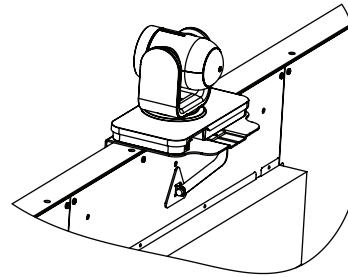
For 86 inch displays, install the display mount brackets on the display using five M8 x 20 button head cap screws starting from the third hole from the top of each display bracket.



Refer to the *Polycom RealPresence Group Series Wall Mount Setup Sheet* and perform step 16.

**2**

Attach the EagleEye IV camera to the camera mount bracket using four M3 x 6 Phillips flat head screws.



Refer to the *Polycom RealPresence Group Series Wall Mount Setup Sheet* and perform step 19.

For more information about the components of the RealPresence Group Series Media Center, refer to the documentation at [http://support.polycom.com/PolycomService/support/us/support/video/group\\_series/group\\_packaged\\_solutions.html](http://support.polycom.com/PolycomService/support/us/support/video/group_series/group_packaged_solutions.html).



The Media Center components are heavy. Polycom recommends that two people perform the installation.



This product is intended for professional installation by a qualified installer. Before installing, ensure that the floor is solid, level, and able to support the weight of the product. It is essential to correctly assess the strength of the wall to ensure that the wall mounting hardware can safely anchor the product. If the installation of the wall mounting hardware is not done correctly, the product could fall and cause severe injury or property damage. Polycom is not liable for any injury or damage caused by mishandling or improper installation.

[www.polycom.com](http://www.polycom.com)

© 2018, Polycom, Inc. All rights reserved. POLYCOM® and the names and marks associated with Polycom's products are trademarks and/or service marks of Polycom, Inc. and are registered and/or common law marks in the United States and various other countries. No portion hereof may be reproduced or transmitted in any form or by any means, for any purpose other than the recipient's personal use, without the express written permission of Polycom.

1725-67890-002B

